

## Laser Tattoo Removal

GENE RUBINSTEIN, MD, FAAD  
ERIC LOVATO, PA-C  
HEIDY KARAGIOSIAN, RN



A high power laser, PicoSure, uses a picosecond pulse duration to blast off the pigment deep inside the skin. Tattoo pigment resides in the deepest layers of the skin, making it permanent and difficult to remove. Lasers are the most effective way to remove tattoos, with the only other option being excision. Lasers specifically designed for tattoo removal bypass the epidermis, the top layer of the skin, applying a powerful blast of energy to the tattoo pigment particles, effectively "blowing them up" and releasing the pigment. The body then absorbs the released material. It takes several weeks for the body to absorb and clear the released pigment. Because a large number of pigment particles exist to create a visible tattoo, multiple treatments are required. The effectiveness of laser tattoo removal depends on the following factors:

**Ink Color** – Darker colors such as green, blue and black are faster and easier to remove because darker colors easily absorb laser light. Red, yellow and other bright colors may be the last to go in a tattoo removal process. Different laser wavelengths are used to target different colors.

**Professional vs. Amateur** – Professional tattoo artists deposit ink deeper in the skin to improve the longevity and the integrity of the tattoo. Therefore, professional tattoos are more difficult to remove. "Street" tattoos may be easier to remove and may take fewer treatments.

**Laser Power** – Higher power lasers with multiple wavelengths have the capability to target deeper pigment and multiple colors. With the technologies we have in office, we can effectively treat all tattoo colors with fewer treatments as compared to predicate technology.

**Does it hurt?** We utilize many methods of topical, local and applied anesthesia depending on the size and site of the tattoo. Even though pain tolerance varies from patient to patient, pain is not a major factor to consider when deciding on this treatment. A sunburn type effect is usually reported by patients.

Tattoo removal treatment is usually performed every 5 to 6 weeks and, in most cases, at least 6 treatments are required.

Predicate technology often left a ghost of the image making it difficult to replace the image or having to cover up the residual tattoo. The PicoSure targets all ink colors and treats all skin types. The RevLite Q-switched laser is sometimes used for additional clearance of certain colors or depths.



*\*Individual results may vary and are not guaranteed.*

### PRE AND POST-CARE

Please be aware that pre and post-care are under your control and have a direct effect on the success of healing and end results of laser tattoo removal.

#### Before Your Laser Treatment

- Avoid sun exposure, self-tanning products, and tanning beds for at least two weeks prior to laser treatment.
- A prescription topical anesthetic may be applied one hour prior to scheduled appointment to reduce discomfort.
- Please notify your doctor if you are on any antibiotics or other photo-sensitive medication.

#### After the Laser Treatment

- You may resume normal daily activities immediately following the laser treatment, making sure not to irritate the treated area.
- Immediately after the treatment, the skin may appear white, red, swollen and have minor pinpoint bleeding. Some blistering or oozing may occur. This is normal and should heal within 5-15 days. The tattoo will appear foggy and begin its fading process over the next month. Sessions are usually scheduled 6 or more weeks apart in order to allow maximum clearing per session, and to ensure that the treated area has ample time to heal between sessions.
- Apply an ice compress over the bandaged area as often as possible the day of treatment. Contact cooling of the affected area has shown to be effective in minimizing blistering (and thus reducing scabbing.)
- Before bed, apply the suggested ointment (Aquaphor, unless otherwise specified) and keep treated area covered. The following day, gently wash the treated area with soap and water, pat dry and apply a fresh coat of ointment. Repeat this daily until the treated area is completely healed. Take care not to disrupt any crusting or scabbing.
- Do not pick or remove any scabbing that may occur. **Picking scabs is a leading cause for infection and scarring.**
- The full treatment process will take several treatments, spaced six to eight weeks apart. Your clinician will present a treatment plan for you upon consultation and evaluation of your individual response to the laser.
- If you have any questions or concerns, please call our office.

Dermatology and Laser Centre of Studio City  
3959 Laurel Canyon Blvd, Suite F • Studio City, CA 91604  
[www.LaskinMD.com](http://www.LaskinMD.com) (818) 505-9300

## ESTIMATED COST\*



\$450 to \$711



\$1,351-2,133



\$2,138-3,375



\$1,126-1,778



\$2,138-3,375



\$2,280-6,800



\$2,138-\$3,375



\$2,280-3,600



\$3,420-6,750

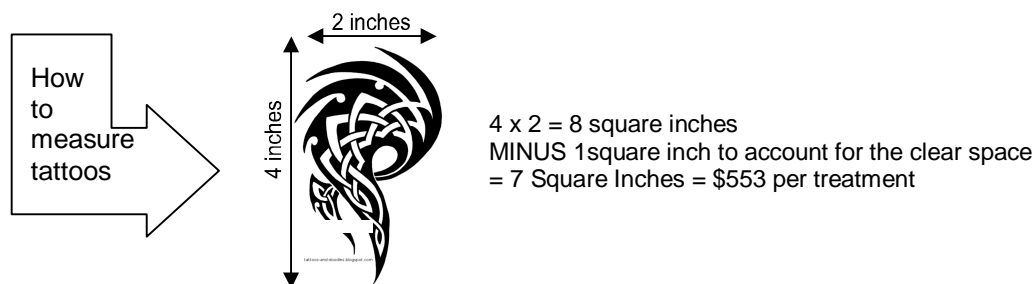


\$6,750-\$13,600

*\*Estimates are based on average pricing. Individual response to treatment may vary. This is a general guideline, not a guarantee.*

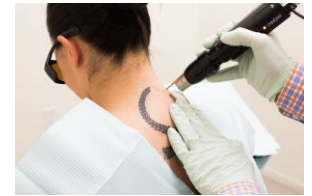
## TATTOO REMOVAL PRICING

Square Inches	1 treatment	3 treatments 5% OFF	SAVE	5 treatments 10% OFF	SAVE	10 treatments 15% OFF	SAVE
1	158	450	24	711	79	1,343	237
2	158	450	24	711	79	1,343	237
3	237	675	36	1,067	119	2,015	356
4	316	901	47	1,422	158	2,686	474
5	395	1,126	59	1,778	198	3,358	593
6	474	1,351	71	2,133	237	4,029	711
7	553	1,576	83	2,489	277	4,701	830
8	632	1,801	95	2,844	316	5,372	948
9	711	2,026	107	3,200	356	6,044	1,067
10	750	2,138	113	3,375	375	6,375	1,125
10-15	800	2,280	120	3,600	400	6,800	1,200
15-25	875	2,494	131	3,938	438	7,438	1,313
25-40	1,200	3,420	180	5,400	600	10,200	1,800
40-50	1,400	3,990	210	6,300	700	11,900	2,100
50-70	1,500	4,275	225	6,750	750	12,750	2,250
70-100	1,600	4,560	240	7,200	800	13,600	2,400



## Laser Tattoo Removal

GENE RUBINSTEIN, MD, FAAD  
ERIC LOVATO, PA-C  
HEIDY KARAGIOSIAN, RN



A high power laser, PicoSure, uses a picosecond pulse duration to blast off the pigment deep inside the skin. Tattoo pigment resides in the deepest layers of the skin, making it permanent and difficult to remove. Lasers are the most effective way to remove tattoos, with the only other option being excision. Lasers specifically designed for tattoo removal bypass the epidermis, the top layer of the skin, applying a powerful blast of energy to the tattoo pigment particles, effectively "blowing them up" and releasing the pigment. The body then absorbs the released material. It takes several weeks for the body to absorb and clear the released pigment. Because a large number of pigment particles exist to create a visible tattoo, multiple treatments are required. The effectiveness of laser tattoo removal depends on the following factors:

**Ink Color** – Darker colors such as green, blue and black are faster and easier to remove because darker colors easily absorb laser light. Red, yellow and other bright colors may be the last to go in a tattoo removal process. Different laser wavelengths are used to target different colors.

**Professional vs. Amateur** – Professional tattoo artists deposit ink deeper in the skin to improve the longevity and the integrity of the tattoo. Therefore, professional tattoos are more difficult to remove. "Street" tattoos may be easier to remove and may take fewer treatments.

**Laser Power** – Higher power lasers with multiple wavelengths have the capability to target deeper pigment and multiple colors. With the technologies we have in office, we can effectively treat all tattoo colors with fewer treatments as compared to predicate technology.

**Does it hurt?** We utilize many methods of topical, local and applied anesthesia depending on the size and site of the tattoo. Even though pain tolerance varies from patient to patient, pain is not a major factor to consider when deciding on this treatment. A sunburn type effect is usually reported by patients.

Tattoo removal treatment is usually performed every 5 to 6 weeks and, in most cases, at least 6 treatments are required.

Predicate technology often left a ghost of the image making it difficult to replace the image or having to cover up the residual tattoo. The PicoSure targets all ink colors and treats all skin types. The RevLite Q-switched laser is sometimes used for additional clearance of certain colors or depths.



*\*Individual results may vary and are not guaranteed.*

### PRE AND POST-CARE

Please be aware that pre and post-care are under your control and have a direct effect on the success of healing and end results of laser tattoo removal.

#### Before Your Laser Treatment

- Avoid sun exposure, self-tanning products, and tanning beds for at least two weeks prior to laser treatment.
- A prescription topical anesthetic may be applied one hour prior to scheduled appointment to reduce discomfort.
- Please notify your doctor if you are on any antibiotics or other photo-sensitive medication.

#### After the Laser Treatment

- You may resume normal daily activities immediately following the laser treatment, making sure not to irritate the treated area.
- Immediately after the treatment, the skin may appear white, red, swollen and have minor pinpoint bleeding. Some blistering or oozing may occur. This is normal and should heal within 5-15 days. The tattoo will appear foggy and begin its fading process over the next month. Sessions are usually scheduled 6 or more weeks apart in order to allow maximum clearing per session, and to ensure that the treated area has ample time to heal between sessions.
- Apply an ice compress over the bandaged area as often as possible the day of treatment. Contact cooling of the affected area has shown to be effective in minimizing blistering (and thus reducing scabbing.)
- Before bed, apply the suggested ointment (Aquaphor, unless otherwise specified) and keep treated area covered. The following day, gently wash the treated area with soap and water, pat dry and apply a fresh coat of ointment. Repeat this daily until the treated area is completely healed. Take care not to disrupt any crusting or scabbing.
- Do not pick or remove any scabbing that may occur. **Picking scabs is a leading cause for infection and scarring.**
- The full treatment process will take several treatments, spaced six to eight weeks apart. Your clinician will present a treatment plan for you upon consultation and evaluation of your individual response to the laser.
- If you have any questions or concerns, please call our office.

Dermatology and Laser Centre of Studio City  
3959 Laurel Canyon Blvd, Suite F • Studio City, CA 91604  
[www.LaskinMD.com](http://www.LaskinMD.com) (818) 505-9300



## ESTIMATED COST\*



\$450 to \$711



\$1,351-2,133



\$2,138-3,375



\$1,126-1,778



\$2,138-3,375



\$2,280-6,800



\$2,138-\$3,375



\$2,280-3,600



\$3,420-6,750

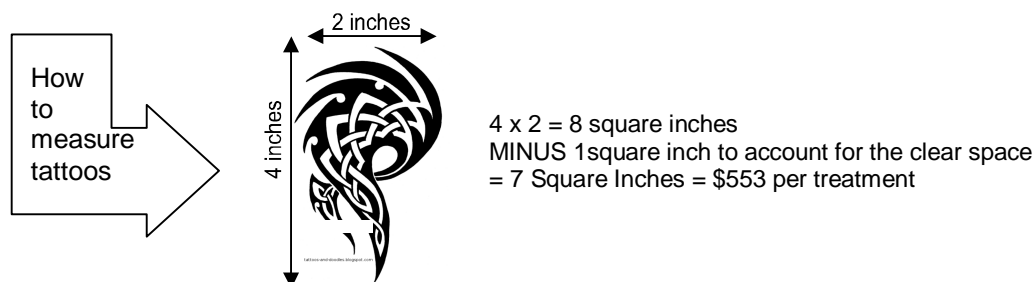


\$6,750-\$13,600

*\*Estimates are based on average pricing. Individual response to treatment may vary. This is a general guideline, not a guarantee.*

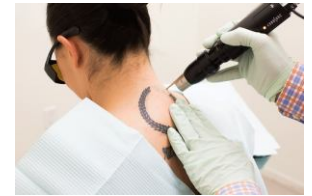
## TATTOO REMOVAL PRICING

Square Inches	1 treatment	3 treatments 5% OFF	SAVE	5 treatments 10% OFF	SAVE	10 treatments 15% OFF	SAVE
1	158	450	24	711	79	1,343	237
2	158	450	24	711	79	1,343	237
3	237	675	36	1,067	119	2,015	356
4	316	901	47	1,422	158	2,686	474
5	395	1,126	59	1,778	198	3,358	593
6	474	1,351	71	2,133	237	4,029	711
7	553	1,576	83	2,489	277	4,701	830
8	632	1,801	95	2,844	316	5,372	948
9	711	2,026	107	3,200	356	6,044	1,067
10	750	2,138	113	3,375	375	6,375	1,125
10-15	800	2,280	120	3,600	400	6,800	1,200
15-25	875	2,494	131	3,938	438	7,438	1,313
25-40	1,200	3,420	180	5,400	600	10,200	1,800
40-50	1,400	3,990	210	6,300	700	11,900	2,100
50-70	1,500	4,275	225	6,750	750	12,750	2,250
70-100	1,600	4,560	240	7,200	800	13,600	2,400



## Laser Tattoo Removal

GENE RUBINSTEIN, MD, FAAD  
ERIC LOVATO, PA-C  
HEIDY KARAGIOSIAN, RN



A high power laser, PicoSure, uses a picosecond pulse duration to blast off the pigment deep inside the skin. Tattoo pigment resides in the deepest layers of the skin, making it permanent and difficult to remove. Lasers are the most effective way to remove tattoos, with the only other option being excision. Lasers specifically designed for tattoo removal bypass the epidermis, the top layer of the skin, applying a powerful blast of energy to the tattoo pigment particles, effectively "blowing them up" and releasing the pigment. The body then absorbs the released material. It takes several weeks for the body to absorb and clear the released pigment. Because a large number of pigment particles exist to create a visible tattoo, multiple treatments are required. The effectiveness of laser tattoo removal depends on the following factors:

**Ink Color** – Darker colors such as green, blue and black are faster and easier to remove because darker colors easily absorb laser light. Red, yellow and other bright colors may be the last to go in a tattoo removal process. Different laser wavelengths are used to target different colors.

**Professional vs. Amateur** – Professional tattoo artists deposit ink deeper in the skin to improve the longevity and the integrity of the tattoo. Therefore, professional tattoos are more difficult to remove. "Street" tattoos may be easier to remove and may take fewer treatments.

**Laser Power** – Higher power lasers with multiple wavelengths have the capability to target deeper pigment and multiple colors. With the technologies we have in office, we can effectively treat all tattoo colors with fewer treatments as compared to predicate technology.

**Does it hurt?** We utilize many methods of topical, local and applied anesthesia depending on the size and site of the tattoo. Even though pain tolerance varies from patient to patient, pain is not a major factor to consider when deciding on this treatment. A sunburn type effect is usually reported by patients.

Tattoo removal treatment is usually performed every 5 to 6 weeks and, in most cases, at least 6 treatments are required.

Predicate technology often left a ghost of the image making it difficult to replace the image or having to cover up the residual tattoo. The PicoSure targets all ink colors and treats all skin types. The RevLite Q-switched laser is sometimes used for additional clearance of certain colors or depths.



*\*Individual results may vary and are not guaranteed.*

### PRE AND POST-CARE

Please be aware that pre and post-care are under your control and have a direct effect on the success of healing and end results of laser tattoo removal.

#### Before Your Laser Treatment

- Avoid sun exposure, self-tanning products, and tanning beds for at least two weeks prior to laser treatment.
- A prescription topical anesthetic may be applied one hour prior to scheduled appointment to reduce discomfort.
- Please notify your doctor if you are on any antibiotics or other photo-sensitive medication.

#### After the Laser Treatment

- You may resume normal daily activities immediately following the laser treatment, making sure not to irritate the treated area.
- Immediately after the treatment, the skin may appear white, red, swollen and have minor pinpoint bleeding. Some blistering or oozing may occur. This is normal and should heal within 5-15 days. The tattoo will appear foggy and begin its fading process over the next month. Sessions are usually scheduled 6 or more weeks apart in order to allow maximum clearing per session, and to ensure that the treated area has ample time to heal between sessions.
- Apply an ice compress over the bandaged area as often as possible the day of treatment. Contact cooling of the affected area has shown to be effective in minimizing blistering (and thus reducing scabbing.)
- Before bed, apply the suggested ointment (Aquaphor, unless otherwise specified) and keep treated area covered. The following day, gently wash the treated area with soap and water, pat dry and apply a fresh coat of ointment. Repeat this daily until the treated area is completely healed. Take care not to disrupt any crusting or scabbing.
- Do not pick or remove any scabbing that may occur. **Picking scabs is a leading cause for infection and scarring.**
- The full treatment process will take several treatments, spaced six to eight weeks apart. Your clinician will present a treatment plan for you upon consultation and evaluation of your individual response to the laser.
- If you have any questions or concerns, please call our office.

Dermatology and Laser Centre of Studio City  
3959 Laurel Canyon Blvd, Suite F • Studio City, CA 91604  
[www.LaskinMD.com](http://www.LaskinMD.com) (818) 505-9300

## ESTIMATED COST\*



\$450 to \$711



\$1,351-2,133



\$2,138-3,375



\$1,126-1,778



\$2,138-3,375



\$2,280-6,800



\$2,138-\$3,375



\$2,280-3,600



\$3,420-6,750

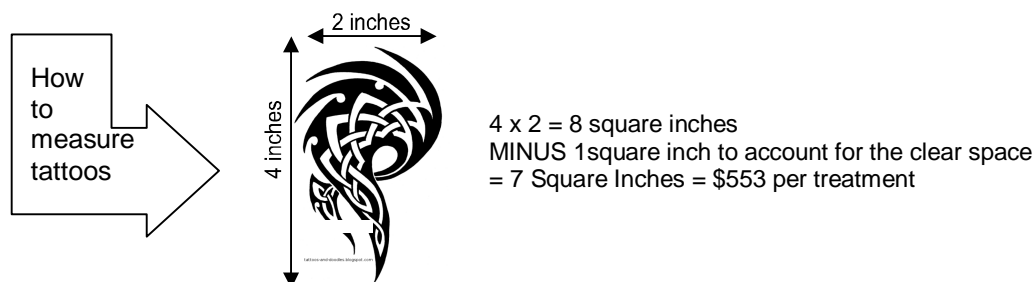


\$6,750-\$13,600

*\*Estimates are based on average pricing. Individual response to treatment may vary. This is a general guideline, not a guarantee.*

## TATTOO REMOVAL PRICING

Square Inches	1 treatment	3 treatments 5% OFF	SAVE	5 treatments 10% OFF	SAVE	10 treatments 15% OFF	SAVE
1	158	450	24	711	79	1,343	237
2	158	450	24	711	79	1,343	237
3	237	675	36	1,067	119	2,015	356
4	316	901	47	1,422	158	2,686	474
5	395	1,126	59	1,778	198	3,358	593
6	474	1,351	71	2,133	237	4,029	711
7	553	1,576	83	2,489	277	4,701	830
8	632	1,801	95	2,844	316	5,372	948
9	711	2,026	107	3,200	356	6,044	1,067
10	750	2,138	113	3,375	375	6,375	1,125
10-15	800	2,280	120	3,600	400	6,800	1,200
15-25	875	2,494	131	3,938	438	7,438	1,313
25-40	1,200	3,420	180	5,400	600	10,200	1,800
40-50	1,400	3,990	210	6,300	700	11,900	2,100
50-70	1,500	4,275	225	6,750	750	12,750	2,250
70-100	1,600	4,560	240	7,200	800	13,600	2,400





## Laser Tattoo Removal

GENE RUBINSTEIN, MD, FAAD  
ERIC LOVATO, PA-C  
HEIDY KARAGIOSIAN, RN



A high power laser, PicoSure, uses a picosecond pulse duration to blast off the pigment deep inside the skin. Tattoo pigment resides in the deepest layers of the skin, making it permanent and difficult to remove. Lasers are the most effective way to remove tattoos, with the only other option being excision. Lasers specifically designed for tattoo removal bypass the epidermis, the top layer of the skin, applying a powerful blast of energy to the tattoo pigment particles, effectively "blowing them up" and releasing the pigment. The body then absorbs the released material. It takes several weeks for the body to absorb and clear the released pigment. Because a large number of pigment particles exist to create a visible tattoo, multiple treatments are required. The effectiveness of laser tattoo removal depends on the following factors:

**Ink Color** – Darker colors such as green, blue and black are faster and easier to remove because darker colors easily absorb laser light. Red, yellow and other bright colors may be the last to go in a tattoo removal process. Different laser wavelengths are used to target different colors.

**Professional vs. Amateur** – Professional tattoo artists deposit ink deeper in the skin to improve the longevity and the integrity of the tattoo. Therefore, professional tattoos are more difficult to remove. "Street" tattoos may be easier to remove and may take fewer treatments.

**Laser Power** – Higher power lasers with multiple wavelengths have the capability to target deeper pigment and multiple colors. With the technologies we have in office, we can effectively treat all tattoo colors with fewer treatments as compared to predicate technology.

**Does it hurt?** We utilize many methods of topical, local and applied anesthesia depending on the size and site of the tattoo. Even though pain tolerance varies from patient to patient, pain is not a major factor to consider when deciding on this treatment. A sunburn type effect is usually reported by patients.

Tattoo removal treatment is usually performed every 5 to 6 weeks and, in most cases, at least 6 treatments are required.

Predicate technology often left a ghost of the image making it difficult to replace the image or having to cover up the residual tattoo. The PicoSure targets all ink colors and treats all skin types. The RevLite Q-switched laser is sometimes used for additional clearance of certain colors or depths.



*\*Individual results may vary and are not guaranteed.*

### PRE AND POST-CARE

Please be aware that pre and post-care are under your control and have a direct effect on the success of healing and end results of laser tattoo removal.

#### Before Your Laser Treatment

- Avoid sun exposure, self-tanning products, and tanning beds for at least two weeks prior to laser treatment.
- A prescription topical anesthetic may be applied one hour prior to scheduled appointment to reduce discomfort.
- Please notify your doctor if you are on any antibiotics or other photo-sensitive medication.

#### After the Laser Treatment

- You may resume normal daily activities immediately following the laser treatment, making sure not to irritate the treated area.
- Immediately after the treatment, the skin may appear white, red, swollen and have minor pinpoint bleeding. Some blistering or oozing may occur. This is normal and should heal within 5-15 days. The tattoo will appear foggy and begin its fading process over the next month. Sessions are usually scheduled 6 or more weeks apart in order to allow maximum clearing per session, and to ensure that the treated area has ample time to heal between sessions.
- Apply an ice compress over the bandaged area as often as possible the day of treatment. Contact cooling of the affected area has shown to be effective in minimizing blistering (and thus reducing scabbing.)
- Before bed, apply the suggested ointment (Aquaphor, unless otherwise specified) and keep treated area covered. The following day, gently wash the treated area with soap and water, pat dry and apply a fresh coat of ointment. Repeat this daily until the treated area is completely healed. Take care not to disrupt any crusting or scabbing.
- Do not pick or remove any scabbing that may occur. **Picking scabs is a leading cause for infection and scarring.**
- The full treatment process will take several treatments, spaced six to eight weeks apart. Your clinician will present a treatment plan for you upon consultation and evaluation of your individual response to the laser.
- If you have any questions or concerns, please call our office.

Dermatology and Laser Centre of Studio City  
3959 Laurel Canyon Blvd, Suite F • Studio City, CA 91604  
[www.LaskinMD.com](http://www.LaskinMD.com) (818) 505-9300

## ESTIMATED COST\*



\$450 to \$711



\$1,351-2,133



\$2,138-3,375



\$1,126-1,778



\$2,138-3,375



\$2,280-6,800



\$2,138-\$3,375



\$2,280-3,600



\$3,420-6,750



\$6,750-\$13,600

*\*Estimates are based on average pricing. Individual response to treatment may vary. This is a general guideline, not a guarantee.*

## TATTOO REMOVAL PRICING

Square Inches	1 treatment	3 treatments 5% OFF	SAVE	5 treatments 10% OFF	SAVE	10 treatments 15% OFF	SAVE
1	158	450	24	711	79	1,343	237
2	158	450	24	711	79	1,343	237
3	237	675	36	1,067	119	2,015	356
4	316	901	47	1,422	158	2,686	474
5	395	1,126	59	1,778	198	3,358	593
6	474	1,351	71	2,133	237	4,029	711
7	553	1,576	83	2,489	277	4,701	830
8	632	1,801	95	2,844	316	5,372	948
9	711	2,026	107	3,200	356	6,044	1,067
10	750	2,138	113	3,375	375	6,375	1,125
10-15	800	2,280	120	3,600	400	6,800	1,200
15-25	875	2,494	131	3,938	438	7,438	1,313
25-40	1,200	3,420	180	5,400	600	10,200	1,800
40-50	1,400	3,990	210	6,300	700	11,900	2,100
50-70	1,500	4,275	225	6,750	750	12,750	2,250
70-100	1,600	4,560	240	7,200	800	13,600	2,400

How to measure tattoos



4 x 2 = 8 square inches  
MINUS 1 square inch to account for the clear space  
= 7 Square Inches = \$553 per treatment



## Laser Tattoo Removal

GENE RUBINSTEIN, MD, FAAD  
ERIC LOVATO, PA-C  
HEIDY KARAGIOSIAN, RN



A high power laser, PicoSure, uses a picosecond pulse duration to blast off the pigment deep inside the skin. Tattoo pigment resides in the deepest layers of the skin, making it permanent and difficult to remove. Lasers are the most effective way to remove tattoos, with the only other option being excision. Lasers specifically designed for tattoo removal bypass the epidermis, the top layer of the skin, applying a powerful blast of energy to the tattoo pigment particles, effectively "blowing them up" and releasing the pigment. The body then absorbs the released material. It takes several weeks for the body to absorb and clear the released pigment. Because a large number of pigment particles exist to create a visible tattoo, multiple treatments are required. The effectiveness of laser tattoo removal depends on the following factors:

**Ink Color** – Darker colors such as green, blue and black are faster and easier to remove because darker colors easily absorb laser light. Red, yellow and other bright colors may be the last to go in a tattoo removal process. Different laser wavelengths are used to target different colors.

**Professional vs. Amateur** – Professional tattoo artists deposit ink deeper in the skin to improve the longevity and the integrity of the tattoo. Therefore, professional tattoos are more difficult to remove. "Street" tattoos may be easier to remove and may take fewer treatments.

**Laser Power** – Higher power lasers with multiple wavelengths have the capability to target deeper pigment and multiple colors. With the technologies we have in office, we can effectively treat all tattoo colors with fewer treatments as compared to predicate technology.

**Does it hurt?** We utilize many methods of topical, local and applied anesthesia depending on the size and site of the tattoo. Even though pain tolerance varies from patient to patient, pain is not a major factor to consider when deciding on this treatment. A sunburn type effect is usually reported by patients.

Tattoo removal treatment is usually performed every 5 to 6 weeks and, in most cases, at least 6 treatments are required.

Predicate technology often left a ghost of the image making it difficult to replace the image or having to cover up the residual tattoo. The PicoSure targets all ink colors and treats all skin types. The RevLite Q-switched laser is sometimes used for additional clearance of certain colors or depths.



*\*Individual results may vary and are not guaranteed.*

### PRE AND POST-CARE

Please be aware that pre and post-care are under your control and have a direct effect on the success of healing and end results of laser tattoo removal.

#### Before Your Laser Treatment

- Avoid sun exposure, self-tanning products, and tanning beds for at least two weeks prior to laser treatment.
- A prescription topical anesthetic may be applied one hour prior to scheduled appointment to reduce discomfort.
- Please notify your doctor if you are on any antibiotics or other photo-sensitive medication.

#### After the Laser Treatment

- You may resume normal daily activities immediately following the laser treatment, making sure not to irritate the treated area.
- Immediately after the treatment, the skin may appear white, red, swollen and have minor pinpoint bleeding. Some blistering or oozing may occur. This is normal and should heal within 5-15 days. The tattoo will appear foggy and begin its fading process over the next month. Sessions are usually scheduled 6 or more weeks apart in order to allow maximum clearing per session, and to ensure that the treated area has ample time to heal between sessions.
- Apply an ice compress over the bandaged area as often as possible the day of treatment. Contact cooling of the affected area has shown to be effective in minimizing blistering (and thus reducing scabbing.)
- Before bed, apply the suggested ointment (Aquaphor, unless otherwise specified) and keep treated area covered. The following day, gently wash the treated area with soap and water, pat dry and apply a fresh coat of ointment. Repeat this daily until the treated area is completely healed. Take care not to disrupt any crusting or scabbing.
- Do not pick or remove any scabbing that may occur. **Picking scabs is a leading cause for infection and scarring.**
- The full treatment process will take several treatments, spaced six to eight weeks apart. Your clinician will present a treatment plan for you upon consultation and evaluation of your individual response to the laser.
- If you have any questions or concerns, please call our office.

Dermatology and Laser Centre of Studio City  
3959 Laurel Canyon Blvd, Suite F • Studio City, CA 91604  
[www.LaskinMD.com](http://www.LaskinMD.com) (818) 505-9300

## ESTIMATED COST\*



\$450 to \$711



\$1,351-2,133



\$2,138-3,375



\$1,126-1,778



\$2,138-3,375



\$2,280-6,800



\$2,138-\$3,375



\$2,280-3,600



\$3,420-6,750

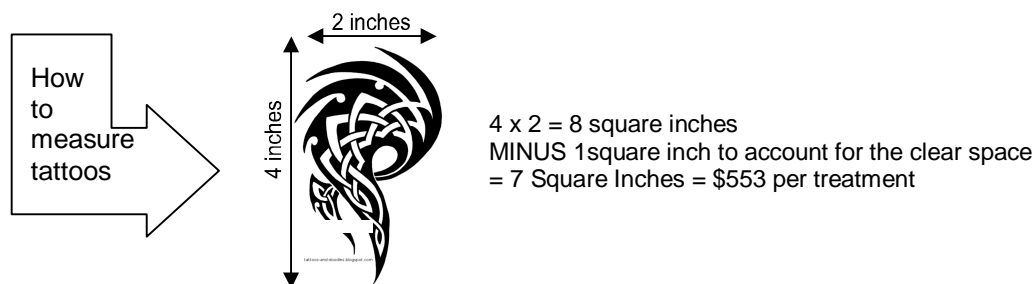


\$6,750-\$13,600

*\*Estimates are based on average pricing. Individual response to treatment may vary. This is a general guideline, not a guarantee.*

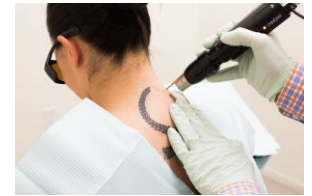
## TATTOO REMOVAL PRICING

Square Inches	1 treatment	3 treatments 5% OFF	SAVE	5 treatments 10% OFF	SAVE	10 treatments 15% OFF	SAVE
1	158	450	24	711	79	1,343	237
2	158	450	24	711	79	1,343	237
3	237	675	36	1,067	119	2,015	356
4	316	901	47	1,422	158	2,686	474
5	395	1,126	59	1,778	198	3,358	593
6	474	1,351	71	2,133	237	4,029	711
7	553	1,576	83	2,489	277	4,701	830
8	632	1,801	95	2,844	316	5,372	948
9	711	2,026	107	3,200	356	6,044	1,067
10	750	2,138	113	3,375	375	6,375	1,125
10-15	800	2,280	120	3,600	400	6,800	1,200
15-25	875	2,494	131	3,938	438	7,438	1,313
25-40	1,200	3,420	180	5,400	600	10,200	1,800
40-50	1,400	3,990	210	6,300	700	11,900	2,100
50-70	1,500	4,275	225	6,750	750	12,750	2,250
70-100	1,600	4,560	240	7,200	800	13,600	2,400



## Laser Tattoo Removal

GENE RUBINSTEIN, MD, FAAD  
ERIC LOVATO, PA-C  
HEIDY KARAGIOSIAN, RN



A high power laser, PicoSure, uses a picosecond pulse duration to blast off the pigment deep inside the skin. Tattoo pigment resides in the deepest layers of the skin, making it permanent and difficult to remove. Lasers are the most effective way to remove tattoos, with the only other option being excision. Lasers specifically designed for tattoo removal bypass the epidermis, the top layer of the skin, applying a powerful blast of energy to the tattoo pigment particles, effectively "blowing them up" and releasing the pigment. The body then absorbs the released material. It takes several weeks for the body to absorb and clear the released pigment. Because a large number of pigment particles exist to create a visible tattoo, multiple treatments are required. The effectiveness of laser tattoo removal depends on the following factors:

**Ink Color** – Darker colors such as green, blue and black are faster and easier to remove because darker colors easily absorb laser light. Red, yellow and other bright colors may be the last to go in a tattoo removal process. Different laser wavelengths are used to target different colors.

**Professional vs. Amateur** – Professional tattoo artists deposit ink deeper in the skin to improve the longevity and the integrity of the tattoo. Therefore, professional tattoos are more difficult to remove. "Street" tattoos may be easier to remove and may take fewer treatments.

**Laser Power** – Higher power lasers with multiple wavelengths have the capability to target deeper pigment and multiple colors. With the technologies we have in office, we can effectively treat all tattoo colors with fewer treatments as compared to predicate technology.

**Does it hurt?** We utilize many methods of topical, local and applied anesthesia depending on the size and site of the tattoo. Even though pain tolerance varies from patient to patient, pain is not a major factor to consider when deciding on this treatment. A sunburn type effect is usually reported by patients.

Tattoo removal treatment is usually performed every 5 to 6 weeks and, in most cases, at least 6 treatments are required.

Predicate technology often left a ghost of the image making it difficult to replace the image or having to cover up the residual tattoo. The PicoSure targets all ink colors and treats all skin types. The RevLite Q-switched laser is sometimes used for additional clearance of certain colors or depths.



*\*Individual results may vary and are not guaranteed.*

### PRE AND POST-CARE

Please be aware that pre and post-care are under your control and have a direct effect on the success of healing and end results of laser tattoo removal.

#### Before Your Laser Treatment

- Avoid sun exposure, self-tanning products, and tanning beds for at least two weeks prior to laser treatment.
- A prescription topical anesthetic may be applied one hour prior to scheduled appointment to reduce discomfort.
- Please notify your doctor if you are on any antibiotics or other photo-sensitive medication.

#### After the Laser Treatment

- You may resume normal daily activities immediately following the laser treatment, making sure not to irritate the treated area.
- Immediately after the treatment, the skin may appear white, red, swollen and have minor pinpoint bleeding. Some blistering or oozing may occur. This is normal and should heal within 5-15 days. The tattoo will appear foggy and begin its fading process over the next month. Sessions are usually scheduled 6 or more weeks apart in order to allow maximum clearing per session, and to ensure that the treated area has ample time to heal between sessions.
- Apply an ice compress over the bandaged area as often as possible the day of treatment. Contact cooling of the affected area has shown to be effective in minimizing blistering (and thus reducing scabbing.)
- Before bed, apply the suggested ointment (Aquaphor, unless otherwise specified) and keep treated area covered. The following day, gently wash the treated area with soap and water, pat dry and apply a fresh coat of ointment. Repeat this daily until the treated area is completely healed. Take care not to disrupt any crusting or scabbing.
- Do not pick or remove any scabbing that may occur. **Picking scabs is a leading cause for infection and scarring.**
- The full treatment process will take several treatments, spaced six to eight weeks apart. Your clinician will present a treatment plan for you upon consultation and evaluation of your individual response to the laser.
- If you have any questions or concerns, please call our office.

Dermatology and Laser Centre of Studio City  
3959 Laurel Canyon Blvd, Suite F • Studio City, CA 91604  
[www.LaskinMD.com](http://www.LaskinMD.com) (818) 505-9300



## ESTIMATED COST\*



\$450 to \$711



\$1,351-2,133



\$2,138-3,375



\$1,126-1,778



\$2,138-3,375



\$2,280-6,800



\$2,138-\$3,375



\$2,280-3,600



\$3,420-6,750

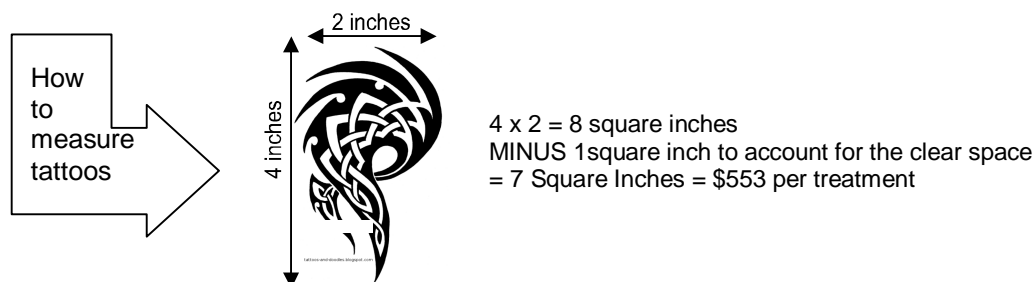


\$6,750-\$13,600

*\*Estimates are based on average pricing. Individual response to treatment may vary. This is a general guideline, not a guarantee.*

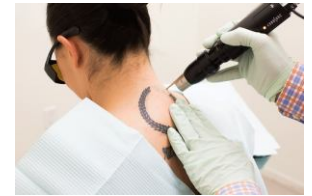
## TATTOO REMOVAL PRICING

Square Inches	1 treatment	3 treatments 5% OFF	SAVE	5 treatments 10% OFF	SAVE	10 treatments 15% OFF	SAVE
1	158	450	24	711	79	1,343	237
2	158	450	24	711	79	1,343	237
3	237	675	36	1,067	119	2,015	356
4	316	901	47	1,422	158	2,686	474
5	395	1,126	59	1,778	198	3,358	593
6	474	1,351	71	2,133	237	4,029	711
7	553	1,576	83	2,489	277	4,701	830
8	632	1,801	95	2,844	316	5,372	948
9	711	2,026	107	3,200	356	6,044	1,067
10	750	2,138	113	3,375	375	6,375	1,125
10-15	800	2,280	120	3,600	400	6,800	1,200
15-25	875	2,494	131	3,938	438	7,438	1,313
25-40	1,200	3,420	180	5,400	600	10,200	1,800
40-50	1,400	3,990	210	6,300	700	11,900	2,100
50-70	1,500	4,275	225	6,750	750	12,750	2,250
70-100	1,600	4,560	240	7,200	800	13,600	2,400



## Laser Tattoo Removal

GENE RUBINSTEIN, MD, FAAD  
ERIC LOVATO, PA-C  
HEIDY KARAGIOSIAN, RN



A high power laser, PicoSure, uses a picosecond pulse duration to blast off the pigment deep inside the skin. Tattoo pigment resides in the deepest layers of the skin, making it permanent and difficult to remove. Lasers are the most effective way to remove tattoos, with the only other option being excision. Lasers specifically designed for tattoo removal bypass the epidermis, the top layer of the skin, applying a powerful blast of energy to the tattoo pigment particles, effectively "blowing them up" and releasing the pigment. The body then absorbs the released material. It takes several weeks for the body to absorb and clear the released pigment. Because a large number of pigment particles exist to create a visible tattoo, multiple treatments are required. The effectiveness of laser tattoo removal depends on the following factors:

**Ink Color** – Darker colors such as green, blue and black are faster and easier to remove because darker colors easily absorb laser light. Red, yellow and other bright colors may be the last to go in a tattoo removal process. Different laser wavelengths are used to target different colors.

**Professional vs. Amateur** – Professional tattoo artists deposit ink deeper in the skin to improve the longevity and the integrity of the tattoo. Therefore, professional tattoos are more difficult to remove. "Street" tattoos may be easier to remove and may take fewer treatments.

**Laser Power** – Higher power lasers with multiple wavelengths have the capability to target deeper pigment and multiple colors. With the technologies we have in office, we can effectively treat all tattoo colors with fewer treatments as compared to predicate technology.

**Does it hurt?** We utilize many methods of topical, local and applied anesthesia depending on the size and site of the tattoo. Even though pain tolerance varies from patient to patient, pain is not a major factor to consider when deciding on this treatment. A sunburn type effect is usually reported by patients.

Tattoo removal treatment is usually performed every 5 to 6 weeks and, in most cases, at least 6 treatments are required.

Predicate technology often left a ghost of the image making it difficult to replace the image or having to cover up the residual tattoo. The PicoSure targets all ink colors and treats all skin types. The RevLite Q-switched laser is sometimes used for additional clearance of certain colors or depths.



*\*Individual results may vary and are not guaranteed.*

### PRE AND POST-CARE

Please be aware that pre and post-care are under your control and have a direct effect on the success of healing and end results of laser tattoo removal.

#### Before Your Laser Treatment

- Avoid sun exposure, self-tanning products, and tanning beds for at least two weeks prior to laser treatment.
- A prescription topical anesthetic may be applied one hour prior to scheduled appointment to reduce discomfort.
- Please notify your doctor if you are on any antibiotics or other photo-sensitive medication.

#### After the Laser Treatment

- You may resume normal daily activities immediately following the laser treatment, making sure not to irritate the treated area.
- Immediately after the treatment, the skin may appear white, red, swollen and have minor pinpoint bleeding. Some blistering or oozing may occur. This is normal and should heal within 5-15 days. The tattoo will appear foggy and begin its fading process over the next month. Sessions are usually scheduled 6 or more weeks apart in order to allow maximum clearing per session, and to ensure that the treated area has ample time to heal between sessions.
- Apply an ice compress over the bandaged area as often as possible the day of treatment. Contact cooling of the affected area has shown to be effective in minimizing blistering (and thus reducing scabbing.)
- Before bed, apply the suggested ointment (Aquaphor, unless otherwise specified) and keep treated area covered. The following day, gently wash the treated area with soap and water, pat dry and apply a fresh coat of ointment. Repeat this daily until the treated area is completely healed. Take care not to disrupt any crusting or scabbing.
- Do not pick or remove any scabbing that may occur. **Picking scabs is a leading cause for infection and scarring.**
- The full treatment process will take several treatments, spaced six to eight weeks apart. Your clinician will present a treatment plan for you upon consultation and evaluation of your individual response to the laser.
- If you have any questions or concerns, please call our office.

Dermatology and Laser Centre of Studio City  
3959 Laurel Canyon Blvd, Suite F • Studio City, CA 91604  
[www.LaskinMD.com](http://www.LaskinMD.com) (818) 505-9300

## ESTIMATED COST\*



\$450 to \$711



\$1,351-2,133



\$2,138-3,375



\$1,126-1,778



\$2,138-3,375



\$2,280-6,800



\$2,138-\$3,375



\$2,280-3,600



\$3,420-6,750

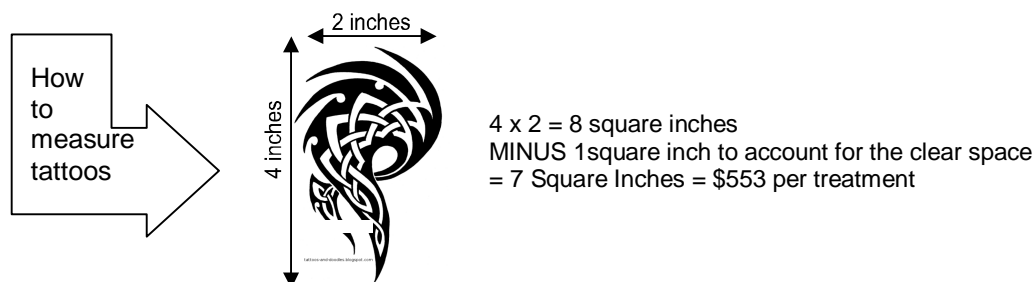


\$6,750-\$13,600

*\*Estimates are based on average pricing. Individual response to treatment may vary. This is a general guideline, not a guarantee.*

## TATTOO REMOVAL PRICING

Square Inches	1 treatment	3 treatments 5% OFF	SAVE	5 treatments 10% OFF	SAVE	10 treatments 15% OFF	SAVE
1	158	450	24	711	79	1,343	237
2	158	450	24	711	79	1,343	237
3	237	675	36	1,067	119	2,015	356
4	316	901	47	1,422	158	2,686	474
5	395	1,126	59	1,778	198	3,358	593
6	474	1,351	71	2,133	237	4,029	711
7	553	1,576	83	2,489	277	4,701	830
8	632	1,801	95	2,844	316	5,372	948
9	711	2,026	107	3,200	356	6,044	1,067
10	750	2,138	113	3,375	375	6,375	1,125
10-15	800	2,280	120	3,600	400	6,800	1,200
15-25	875	2,494	131	3,938	438	7,438	1,313
25-40	1,200	3,420	180	5,400	600	10,200	1,800
40-50	1,400	3,990	210	6,300	700	11,900	2,100
50-70	1,500	4,275	225	6,750	750	12,750	2,250
70-100	1,600	4,560	240	7,200	800	13,600	2,400





## Laser Tattoo Removal

GENE RUBINSTEIN, MD, FAAD  
ERIC LOVATO, PA-C  
HEIDY KARAGIOSIAN, RN



A high power laser, PicoSure, uses a picosecond pulse duration to blast off the pigment deep inside the skin. Tattoo pigment resides in the deepest layers of the skin, making it permanent and difficult to remove. Lasers are the most effective way to remove tattoos, with the only other option being excision. Lasers specifically designed for tattoo removal bypass the epidermis, the top layer of the skin, applying a powerful blast of energy to the tattoo pigment particles, effectively "blowing them up" and releasing the pigment. The body then absorbs the released material. It takes several weeks for the body to absorb and clear the released pigment. Because a large number of pigment particles exist to create a visible tattoo, multiple treatments are required. The effectiveness of laser tattoo removal depends on the following factors:

**Ink Color** – Darker colors such as green, blue and black are faster and easier to remove because darker colors easily absorb laser light. Red, yellow and other bright colors may be the last to go in a tattoo removal process. Different laser wavelengths are used to target different colors.

**Professional vs. Amateur** – Professional tattoo artists deposit ink deeper in the skin to improve the longevity and the integrity of the tattoo. Therefore, professional tattoos are more difficult to remove. "Street" tattoos may be easier to remove and may take fewer treatments.

**Laser Power** – Higher power lasers with multiple wavelengths have the capability to target deeper pigment and multiple colors. With the technologies we have in office, we can effectively treat all tattoo colors with fewer treatments as compared to predicate technology.

**Does it hurt?** We utilize many methods of topical, local and applied anesthesia depending on the size and site of the tattoo. Even though pain tolerance varies from patient to patient, pain is not a major factor to consider when deciding on this treatment. A sunburn type effect is usually reported by patients.

Tattoo removal treatment is usually performed every 5 to 6 weeks and, in most cases, at least 6 treatments are required.

Predicate technology often left a ghost of the image making it difficult to replace the image or having to cover up the residual tattoo. The PicoSure targets all ink colors and treats all skin types. The RevLite Q-switched laser is sometimes used for additional clearance of certain colors or depths.



*\*Individual results may vary and are not guaranteed.*

### PRE AND POST-CARE

Please be aware that pre and post-care are under your control and have a direct effect on the success of healing and end results of laser tattoo removal.

#### Before Your Laser Treatment

- Avoid sun exposure, self-tanning products, and tanning beds for at least two weeks prior to laser treatment.
- A prescription topical anesthetic may be applied one hour prior to scheduled appointment to reduce discomfort.
- Please notify your doctor if you are on any antibiotics or other photo-sensitive medication.

#### After the Laser Treatment

- You may resume normal daily activities immediately following the laser treatment, making sure not to irritate the treated area.
- Immediately after the treatment, the skin may appear white, red, swollen and have minor pinpoint bleeding. Some blistering or oozing may occur. This is normal and should heal within 5-15 days. The tattoo will appear foggy and begin its fading process over the next month. Sessions are usually scheduled 6 or more weeks apart in order to allow maximum clearing per session, and to ensure that the treated area has ample time to heal between sessions.
- Apply an ice compress over the bandaged area as often as possible the day of treatment. Contact cooling of the affected area has shown to be effective in minimizing blistering (and thus reducing scabbing.)
- Before bed, apply the suggested ointment (Aquaphor, unless otherwise specified) and keep treated area covered. The following day, gently wash the treated area with soap and water, pat dry and apply a fresh coat of ointment. Repeat this daily until the treated area is completely healed. Take care not to disrupt any crusting or scabbing.
- Do not pick or remove any scabbing that may occur. **Picking scabs is a leading cause for infection and scarring.**
- The full treatment process will take several treatments, spaced six to eight weeks apart. Your clinician will present a treatment plan for you upon consultation and evaluation of your individual response to the laser.
- If you have any questions or concerns, please call our office.

Dermatology and Laser Centre of Studio City  
3959 Laurel Canyon Blvd, Suite F • Studio City, CA 91604  
[www.LaskinMD.com](http://www.LaskinMD.com) (818) 505-9300

## ESTIMATED COST\*



\$450 to \$711



\$1,351-2,133



\$2,138-3,375



\$1,126-1,778



\$2,138-3,375



\$2,280-6,800



\$2,138-\$3,375



\$2,280-3,600



\$3,420-6,750

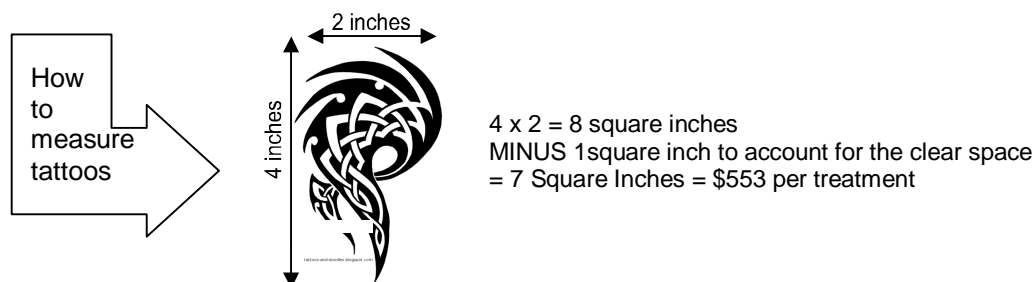


\$6,750-\$13,600

*\*Estimates are based on average pricing. Individual response to treatment may vary. This is a general guideline, not a guarantee.*

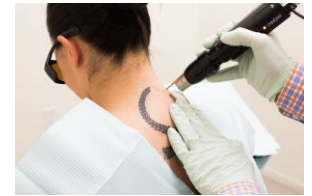
## TATTOO REMOVAL PRICING

Square Inches	1 treatment	3 treatments 5% OFF	SAVE	5 treatments 10% OFF	SAVE	10 treatments 15% OFF	SAVE
1	158	450	24	711	79	1,343	237
2	158	450	24	711	79	1,343	237
3	237	675	36	1,067	119	2,015	356
4	316	901	47	1,422	158	2,686	474
5	395	1,126	59	1,778	198	3,358	593
6	474	1,351	71	2,133	237	4,029	711
7	553	1,576	83	2,489	277	4,701	830
8	632	1,801	95	2,844	316	5,372	948
9	711	2,026	107	3,200	356	6,044	1,067
10	750	2,138	113	3,375	375	6,375	1,125
10-15	800	2,280	120	3,600	400	6,800	1,200
15-25	875	2,494	131	3,938	438	7,438	1,313
25-40	1,200	3,420	180	5,400	600	10,200	1,800
40-50	1,400	3,990	210	6,300	700	11,900	2,100
50-70	1,500	4,275	225	6,750	750	12,750	2,250
70-100	1,600	4,560	240	7,200	800	13,600	2,400



## Laser Tattoo Removal

GENE RUBINSTEIN, MD, FAAD  
ERIC LOVATO, PA-C  
HEIDY KARAGIOSIAN, RN



A high power laser, PicoSure, uses a picosecond pulse duration to blast off the pigment deep inside the skin. Tattoo pigment resides in the deepest layers of the skin, making it permanent and difficult to remove. Lasers are the most effective way to remove tattoos, with the only other option being excision. Lasers specifically designed for tattoo removal bypass the epidermis, the top layer of the skin, applying a powerful blast of energy to the tattoo pigment particles, effectively "blowing them up" and releasing the pigment. The body then absorbs the released material. It takes several weeks for the body to absorb and clear the released pigment. Because a large number of pigment particles exist to create a visible tattoo, multiple treatments are required. The effectiveness of laser tattoo removal depends on the following factors:

**Ink Color** – Darker colors such as green, blue and black are faster and easier to remove because darker colors easily absorb laser light. Red, yellow and other bright colors may be the last to go in a tattoo removal process. Different laser wavelengths are used to target different colors.

**Professional vs. Amateur** – Professional tattoo artists deposit ink deeper in the skin to improve the longevity and the integrity of the tattoo. Therefore, professional tattoos are more difficult to remove. "Street" tattoos may be easier to remove and may take fewer treatments.

**Laser Power** – Higher power lasers with multiple wavelengths have the capability to target deeper pigment and multiple colors. With the technologies we have in office, we can effectively treat all tattoo colors with fewer treatments as compared to predicate technology.

**Does it hurt?** We utilize many methods of topical, local and applied anesthesia depending on the size and site of the tattoo. Even though pain tolerance varies from patient to patient, pain is not a major factor to consider when deciding on this treatment. A sunburn type effect is usually reported by patients.

Tattoo removal treatment is usually performed every 5 to 6 weeks and, in most cases, at least 6 treatments are required.

Predicate technology often left a ghost of the image making it difficult to replace the image or having to cover up the residual tattoo. The PicoSure targets all ink colors and treats all skin types. The RevLite Q-switched laser is sometimes used for additional clearance of certain colors or depths.



*\*Individual results may vary and are not guaranteed.*

### PRE AND POST-CARE

Please be aware that pre and post-care are under your control and have a direct effect on the success of healing and end results of laser tattoo removal.

#### Before Your Laser Treatment

- Avoid sun exposure, self-tanning products, and tanning beds for at least two weeks prior to laser treatment.
- A prescription topical anesthetic may be applied one hour prior to scheduled appointment to reduce discomfort.
- Please notify your doctor if you are on any antibiotics or other photo-sensitive medication.

#### After the Laser Treatment

- You may resume normal daily activities immediately following the laser treatment, making sure not to irritate the treated area.
- Immediately after the treatment, the skin may appear white, red, swollen and have minor pinpoint bleeding. Some blistering or oozing may occur. This is normal and should heal within 5-15 days. The tattoo will appear foggy and begin its fading process over the next month. Sessions are usually scheduled 6 or more weeks apart in order to allow maximum clearing per session, and to ensure that the treated area has ample time to heal between sessions.
- Apply an ice compress over the bandaged area as often as possible the day of treatment. Contact cooling of the affected area has shown to be effective in minimizing blistering (and thus reducing scabbing.)
- Before bed, apply the suggested ointment (Aquaphor, unless otherwise specified) and keep treated area covered. The following day, gently wash the treated area with soap and water, pat dry and apply a fresh coat of ointment. Repeat this daily until the treated area is completely healed. Take care not to disrupt any crusting or scabbing.
- Do not pick or remove any scabbing that may occur. **Picking scabs is a leading cause for infection and scarring.**
- The full treatment process will take several treatments, spaced six to eight weeks apart. Your clinician will present a treatment plan for you upon consultation and evaluation of your individual response to the laser.
- If you have any questions or concerns, please call our office.

Dermatology and Laser Centre of Studio City  
3959 Laurel Canyon Blvd, Suite F • Studio City, CA 91604  
[www.LaskinMD.com](http://www.LaskinMD.com) (818) 505-9300



## ESTIMATED COST\*



\$450 to \$711



\$1,351-2,133



\$2,138-3,375



\$1,126-1,778



\$2,138-3,375



\$2,280-6,800



\$2,138-\$3,375



\$2,280-3,600



\$3,420-6,750

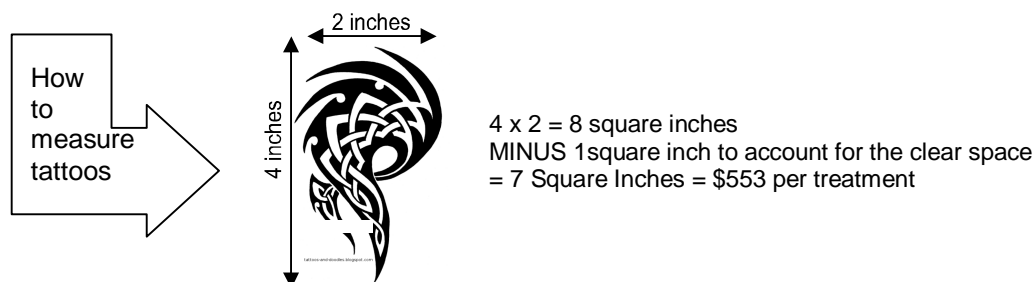


\$6,750-\$13,600

*\*Estimates are based on average pricing. Individual response to treatment may vary. This is a general guideline, not a guarantee.*

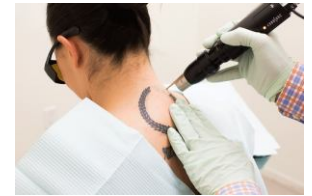
## TATTOO REMOVAL PRICING

Square Inches	1 treatment	3 treatments 5% OFF	SAVE	5 treatments 10% OFF	SAVE	10 treatments 15% OFF	SAVE
1	158	450	24	711	79	1,343	237
2	158	450	24	711	79	1,343	237
3	237	675	36	1,067	119	2,015	356
4	316	901	47	1,422	158	2,686	474
5	395	1,126	59	1,778	198	3,358	593
6	474	1,351	71	2,133	237	4,029	711
7	553	1,576	83	2,489	277	4,701	830
8	632	1,801	95	2,844	316	5,372	948
9	711	2,026	107	3,200	356	6,044	1,067
10	750	2,138	113	3,375	375	6,375	1,125
10-15	800	2,280	120	3,600	400	6,800	1,200
15-25	875	2,494	131	3,938	438	7,438	1,313
25-40	1,200	3,420	180	5,400	600	10,200	1,800
40-50	1,400	3,990	210	6,300	700	11,900	2,100
50-70	1,500	4,275	225	6,750	750	12,750	2,250
70-100	1,600	4,560	240	7,200	800	13,600	2,400



## Laser Tattoo Removal

GENE RUBINSTEIN, MD, FAAD  
ERIC LOVATO, PA-C  
HEIDY KARAGIOSIAN, RN



A high power laser, PicoSure, uses a picosecond pulse duration to blast off the pigment deep inside the skin. Tattoo pigment resides in the deepest layers of the skin, making it permanent and difficult to remove. Lasers are the most effective way to remove tattoos, with the only other option being excision. Lasers specifically designed for tattoo removal bypass the epidermis, the top layer of the skin, applying a powerful blast of energy to the tattoo pigment particles, effectively "blowing them up" and releasing the pigment. The body then absorbs the released material. It takes several weeks for the body to absorb and clear the released pigment. Because a large number of pigment particles exist to create a visible tattoo, multiple treatments are required. The effectiveness of laser tattoo removal depends on the following factors:

**Ink Color** – Darker colors such as green, blue and black are faster and easier to remove because darker colors easily absorb laser light. Red, yellow and other bright colors may be the last to go in a tattoo removal process. Different laser wavelengths are used to target different colors.

**Professional vs. Amateur** – Professional tattoo artists deposit ink deeper in the skin to improve the longevity and the integrity of the tattoo. Therefore, professional tattoos are more difficult to remove. "Street" tattoos may be easier to remove and may take fewer treatments.

**Laser Power** – Higher power lasers with multiple wavelengths have the capability to target deeper pigment and multiple colors. With the technologies we have in office, we can effectively treat all tattoo colors with fewer treatments as compared to predicate technology.

**Does it hurt?** We utilize many methods of topical, local and applied anesthesia depending on the size and site of the tattoo. Even though pain tolerance varies from patient to patient, pain is not a major factor to consider when deciding on this treatment. A sunburn type effect is usually reported by patients.

Tattoo removal treatment is usually performed every 5 to 6 weeks and, in most cases, at least 6 treatments are required.

Predicate technology often left a ghost of the image making it difficult to replace the image or having to cover up the residual tattoo. The PicoSure targets all ink colors and treats all skin types. The RevLite Q-switched laser is sometimes used for additional clearance of certain colors or depths.



*\*Individual results may vary and are not guaranteed.*

### PRE AND POST-CARE

Please be aware that pre and post-care are under your control and have a direct effect on the success of healing and end results of laser tattoo removal.

#### Before Your Laser Treatment

- Avoid sun exposure, self-tanning products, and tanning beds for at least two weeks prior to laser treatment.
- A prescription topical anesthetic may be applied one hour prior to scheduled appointment to reduce discomfort.
- Please notify your doctor if you are on any antibiotics or other photo-sensitive medication.

#### After the Laser Treatment

- You may resume normal daily activities immediately following the laser treatment, making sure not to irritate the treated area.
- Immediately after the treatment, the skin may appear white, red, swollen and have minor pinpoint bleeding. Some blistering or oozing may occur. This is normal and should heal within 5-15 days. The tattoo will appear foggy and begin its fading process over the next month. Sessions are usually scheduled 6 or more weeks apart in order to allow maximum clearing per session, and to ensure that the treated area has ample time to heal between sessions.
- Apply an ice compress over the bandaged area as often as possible the day of treatment. Contact cooling of the affected area has shown to be effective in minimizing blistering (and thus reducing scabbing.)
- Before bed, apply the suggested ointment (Aquaphor, unless otherwise specified) and keep treated area covered. The following day, gently wash the treated area with soap and water, pat dry and apply a fresh coat of ointment. Repeat this daily until the treated area is completely healed. Take care not to disrupt any crusting or scabbing.
- Do not pick or remove any scabbing that may occur. **Picking scabs is a leading cause for infection and scarring.**
- The full treatment process will take several treatments, spaced six to eight weeks apart. Your clinician will present a treatment plan for you upon consultation and evaluation of your individual response to the laser.
- If you have any questions or concerns, please call our office.

Dermatology and Laser Centre of Studio City  
3959 Laurel Canyon Blvd, Suite F • Studio City, CA 91604  
[www.LaskinMD.com](http://www.LaskinMD.com) (818) 505-9300

## ESTIMATED COST\*



\$450 to \$711



\$1,351-2,133



\$2,138-3,375



\$1,126-1,778



\$2,138-3,375



\$2,280-6,800



\$2,138-\$3,375



\$2,280-3,600



\$3,420-6,750

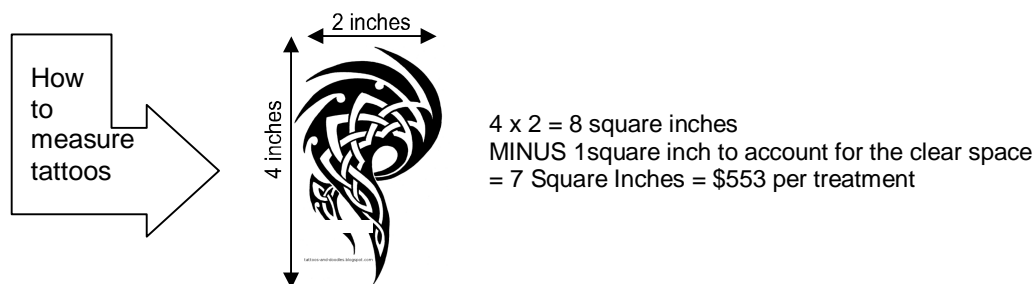


\$6,750-\$13,600

*\*Estimates are based on average pricing. Individual response to treatment may vary. This is a general guideline, not a guarantee.*

## TATTOO REMOVAL PRICING

Square Inches	1 treatment	3 treatments 5% OFF	SAVE	5 treatments 10% OFF	SAVE	10 treatments 15% OFF	SAVE
1	158	450	24	711	79	1,343	237
2	158	450	24	711	79	1,343	237
3	237	675	36	1,067	119	2,015	356
4	316	901	47	1,422	158	2,686	474
5	395	1,126	59	1,778	198	3,358	593
6	474	1,351	71	2,133	237	4,029	711
7	553	1,576	83	2,489	277	4,701	830
8	632	1,801	95	2,844	316	5,372	948
9	711	2,026	107	3,200	356	6,044	1,067
10	750	2,138	113	3,375	375	6,375	1,125
10-15	800	2,280	120	3,600	400	6,800	1,200
15-25	875	2,494	131	3,938	438	7,438	1,313
25-40	1,200	3,420	180	5,400	600	10,200	1,800
40-50	1,400	3,990	210	6,300	700	11,900	2,100
50-70	1,500	4,275	225	6,750	750	12,750	2,250
70-100	1,600	4,560	240	7,200	800	13,600	2,400





## Laser Tattoo Removal

GENE RUBINSTEIN, MD, FAAD  
ERIC LOVATO, PA-C  
HEIDY KARAGIOSIAN, RN



A high power laser, PicoSure, uses a picosecond pulse duration to blast off the pigment deep inside the skin. Tattoo pigment resides in the deepest layers of the skin, making it permanent and difficult to remove. Lasers are the most effective way to remove tattoos, with the only other option being excision. Lasers specifically designed for tattoo removal bypass the epidermis, the top layer of the skin, applying a powerful blast of energy to the tattoo pigment particles, effectively "blowing them up" and releasing the pigment. The body then absorbs the released material. It takes several weeks for the body to absorb and clear the released pigment. Because a large number of pigment particles exist to create a visible tattoo, multiple treatments are required. The effectiveness of laser tattoo removal depends on the following factors:

**Ink Color** – Darker colors such as green, blue and black are faster and easier to remove because darker colors easily absorb laser light. Red, yellow and other bright colors may be the last to go in a tattoo removal process. Different laser wavelengths are used to target different colors.

**Professional vs. Amateur** – Professional tattoo artists deposit ink deeper in the skin to improve the longevity and the integrity of the tattoo. Therefore, professional tattoos are more difficult to remove. "Street" tattoos may be easier to remove and may take fewer treatments.

**Laser Power** – Higher power lasers with multiple wavelengths have the capability to target deeper pigment and multiple colors. With the technologies we have in office, we can effectively treat all tattoo colors with fewer treatments as compared to predicate technology.

**Does it hurt?** We utilize many methods of topical, local and applied anesthesia depending on the size and site of the tattoo. Even though pain tolerance varies from patient to patient, pain is not a major factor to consider when deciding on this treatment. A sunburn type effect is usually reported by patients.

Tattoo removal treatment is usually performed every 5 to 6 weeks and, in most cases, at least 6 treatments are required.

Predicate technology often left a ghost of the image making it difficult to replace the image or having to cover up the residual tattoo. The PicoSure targets all ink colors and treats all skin types. The RevLite Q-switched laser is sometimes used for additional clearance of certain colors or depths.



*\*Individual results may vary and are not guaranteed.*

### PRE AND POST-CARE

Please be aware that pre and post-care are under your control and have a direct effect on the success of healing and end results of laser tattoo removal.

#### Before Your Laser Treatment

- Avoid sun exposure, self-tanning products, and tanning beds for at least two weeks prior to laser treatment.
- A prescription topical anesthetic may be applied one hour prior to scheduled appointment to reduce discomfort.
- Please notify your doctor if you are on any antibiotics or other photo-sensitive medication.

#### After the Laser Treatment

- You may resume normal daily activities immediately following the laser treatment, making sure not to irritate the treated area.
- Immediately after the treatment, the skin may appear white, red, swollen and have minor pinpoint bleeding. Some blistering or oozing may occur. This is normal and should heal within 5-15 days. The tattoo will appear foggy and begin its fading process over the next month. Sessions are usually scheduled 6 or more weeks apart in order to allow maximum clearing per session, and to ensure that the treated area has ample time to heal between sessions.
- Apply an ice compress over the bandaged area as often as possible the day of treatment. Contact cooling of the affected area has shown to be effective in minimizing blistering (and thus reducing scabbing.)
- Before bed, apply the suggested ointment (Aquaphor, unless otherwise specified) and keep treated area covered. The following day, gently wash the treated area with soap and water, pat dry and apply a fresh coat of ointment. Repeat this daily until the treated area is completely healed. Take care not to disrupt any crusting or scabbing.
- Do not pick or remove any scabbing that may occur. **Picking scabs is a leading cause for infection and scarring.**
- The full treatment process will take several treatments, spaced six to eight weeks apart. Your clinician will present a treatment plan for you upon consultation and evaluation of your individual response to the laser.
- If you have any questions or concerns, please call our office.

Dermatology and Laser Centre of Studio City  
3959 Laurel Canyon Blvd, Suite F • Studio City, CA 91604  
[www.LaskinMD.com](http://www.LaskinMD.com) (818) 505-9300

## ESTIMATED COST\*



\$450 to \$711



\$1,351-2,133



\$2,138-3,375



\$1,126-1,778



\$2,138-3,375



\$2,280-6,800



\$2,138-\$3,375



\$2,280-3,600



\$3,420-6,750

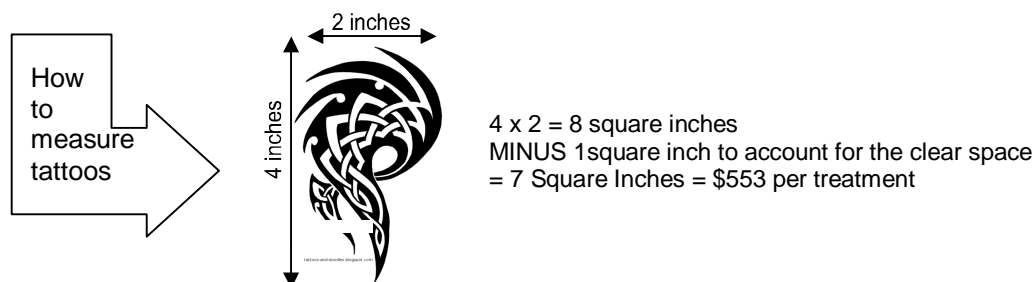


\$6,750-\$13,600

*\*Estimates are based on average pricing. Individual response to treatment may vary. This is a general guideline, not a guarantee.*

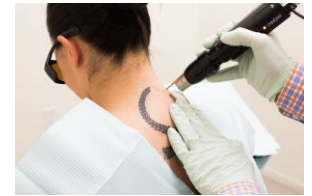
## TATTOO REMOVAL PRICING

Square Inches	1 treatment	3 treatments 5% OFF	SAVE	5 treatments 10% OFF	SAVE	10 treatments 15% OFF	SAVE
1	158	450	24	711	79	1,343	237
2	158	450	24	711	79	1,343	237
3	237	675	36	1,067	119	2,015	356
4	316	901	47	1,422	158	2,686	474
5	395	1,126	59	1,778	198	3,358	593
6	474	1,351	71	2,133	237	4,029	711
7	553	1,576	83	2,489	277	4,701	830
8	632	1,801	95	2,844	316	5,372	948
9	711	2,026	107	3,200	356	6,044	1,067
10	750	2,138	113	3,375	375	6,375	1,125
10-15	800	2,280	120	3,600	400	6,800	1,200
15-25	875	2,494	131	3,938	438	7,438	1,313
25-40	1,200	3,420	180	5,400	600	10,200	1,800
40-50	1,400	3,990	210	6,300	700	11,900	2,100
50-70	1,500	4,275	225	6,750	750	12,750	2,250
70-100	1,600	4,560	240	7,200	800	13,600	2,400



## Laser Tattoo Removal

GENE RUBINSTEIN, MD, FAAD  
ERIC LOVATO, PA-C  
HEIDY KARAGIOSIAN, RN



A high power laser, PicoSure, uses a picosecond pulse duration to blast off the pigment deep inside the skin. Tattoo pigment resides in the deepest layers of the skin, making it permanent and difficult to remove. Lasers are the most effective way to remove tattoos, with the only other option being excision. Lasers specifically designed for tattoo removal bypass the epidermis, the top layer of the skin, applying a powerful blast of energy to the tattoo pigment particles, effectively "blowing them up" and releasing the pigment. The body then absorbs the released material. It takes several weeks for the body to absorb and clear the released pigment. Because a large number of pigment particles exist to create a visible tattoo, multiple treatments are required. The effectiveness of laser tattoo removal depends on the following factors:

**Ink Color** – Darker colors such as green, blue and black are faster and easier to remove because darker colors easily absorb laser light. Red, yellow and other bright colors may be the last to go in a tattoo removal process. Different laser wavelengths are used to target different colors.

**Professional vs. Amateur** – Professional tattoo artists deposit ink deeper in the skin to improve the longevity and the integrity of the tattoo. Therefore, professional tattoos are more difficult to remove. "Street" tattoos may be easier to remove and may take fewer treatments.

**Laser Power** – Higher power lasers with multiple wavelengths have the capability to target deeper pigment and multiple colors. With the technologies we have in office, we can effectively treat all tattoo colors with fewer treatments as compared to predicate technology.

**Does it hurt?** We utilize many methods of topical, local and applied anesthesia depending on the size and site of the tattoo. Even though pain tolerance varies from patient to patient, pain is not a major factor to consider when deciding on this treatment. A sunburn type effect is usually reported by patients.

Tattoo removal treatment is usually performed every 5 to 6 weeks and, in most cases, at least 6 treatments are required.

Predicate technology often left a ghost of the image making it difficult to replace the image or having to cover up the residual tattoo. The PicoSure targets all ink colors and treats all skin types. The RevLite Q-switched laser is sometimes used for additional clearance of certain colors or depths.



*\*Individual results may vary and are not guaranteed.*

### PRE AND POST-CARE

Please be aware that pre and post-care are under your control and have a direct effect on the success of healing and end results of laser tattoo removal.

#### Before Your Laser Treatment

- Avoid sun exposure, self-tanning products, and tanning beds for at least two weeks prior to laser treatment.
- A prescription topical anesthetic may be applied one hour prior to scheduled appointment to reduce discomfort.
- Please notify your doctor if you are on any antibiotics or other photo-sensitive medication.

#### After the Laser Treatment

- You may resume normal daily activities immediately following the laser treatment, making sure not to irritate the treated area.
- Immediately after the treatment, the skin may appear white, red, swollen and have minor pinpoint bleeding. Some blistering or oozing may occur. This is normal and should heal within 5-15 days. The tattoo will appear foggy and begin its fading process over the next month. Sessions are usually scheduled 6 or more weeks apart in order to allow maximum clearing per session, and to ensure that the treated area has ample time to heal between sessions.
- Apply an ice compress over the bandaged area as often as possible the day of treatment. Contact cooling of the affected area has shown to be effective in minimizing blistering (and thus reducing scabbing.)
- Before bed, apply the suggested ointment (Aquaphor, unless otherwise specified) and keep treated area covered. The following day, gently wash the treated area with soap and water, pat dry and apply a fresh coat of ointment. Repeat this daily until the treated area is completely healed. Take care not to disrupt any crusting or scabbing.
- Do not pick or remove any scabbing that may occur. **Picking scabs is a leading cause for infection and scarring.**
- The full treatment process will take several treatments, spaced six to eight weeks apart. Your clinician will present a treatment plan for you upon consultation and evaluation of your individual response to the laser.
- If you have any questions or concerns, please call our office.

Dermatology and Laser Centre of Studio City  
3959 Laurel Canyon Blvd, Suite F • Studio City, CA 91604  
[www.LaskinMD.com](http://www.LaskinMD.com) (818) 505-9300



## ESTIMATED COST\*



\$450 to \$711



\$1,351-2,133



\$2,138-3,375



\$1,126-1,778



\$2,138-3,375



\$2,280-6,800



\$2,138-\$3,375



\$2,280-3,600



\$3,420-6,750

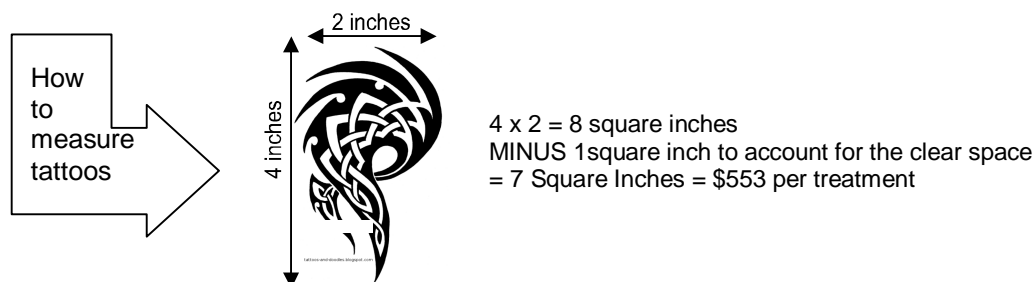


\$6,750-\$13,600

*\*Estimates are based on average pricing. Individual response to treatment may vary. This is a general guideline, not a guarantee.*

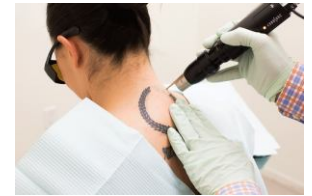
## TATTOO REMOVAL PRICING

Square Inches	1 treatment	3 treatments 5% OFF	SAVE	5 treatments 10% OFF	SAVE	10 treatments 15% OFF	SAVE
1	158	450	24	711	79	1,343	237
2	158	450	24	711	79	1,343	237
3	237	675	36	1,067	119	2,015	356
4	316	901	47	1,422	158	2,686	474
5	395	1,126	59	1,778	198	3,358	593
6	474	1,351	71	2,133	237	4,029	711
7	553	1,576	83	2,489	277	4,701	830
8	632	1,801	95	2,844	316	5,372	948
9	711	2,026	107	3,200	356	6,044	1,067
10	750	2,138	113	3,375	375	6,375	1,125
10-15	800	2,280	120	3,600	400	6,800	1,200
15-25	875	2,494	131	3,938	438	7,438	1,313
25-40	1,200	3,420	180	5,400	600	10,200	1,800
40-50	1,400	3,990	210	6,300	700	11,900	2,100
50-70	1,500	4,275	225	6,750	750	12,750	2,250
70-100	1,600	4,560	240	7,200	800	13,600	2,400



## Laser Tattoo Removal

GENE RUBINSTEIN, MD, FAAD  
ERIC LOVATO, PA-C  
HEIDY KARAGIOSIAN, RN



A high power laser, PicoSure, uses a picosecond pulse duration to blast off the pigment deep inside the skin. Tattoo pigment resides in the deepest layers of the skin, making it permanent and difficult to remove. Lasers are the most effective way to remove tattoos, with the only other option being excision. Lasers specifically designed for tattoo removal bypass the epidermis, the top layer of the skin, applying a powerful blast of energy to the tattoo pigment particles, effectively "blowing them up" and releasing the pigment. The body then absorbs the released material. It takes several weeks for the body to absorb and clear the released pigment. Because a large number of pigment particles exist to create a visible tattoo, multiple treatments are required. The effectiveness of laser tattoo removal depends on the following factors:

**Ink Color** – Darker colors such as green, blue and black are faster and easier to remove because darker colors easily absorb laser light. Red, yellow and other bright colors may be the last to go in a tattoo removal process. Different laser wavelengths are used to target different colors.

**Professional vs. Amateur** – Professional tattoo artists deposit ink deeper in the skin to improve the longevity and the integrity of the tattoo. Therefore, professional tattoos are more difficult to remove. "Street" tattoos may be easier to remove and may take fewer treatments.

**Laser Power** – Higher power lasers with multiple wavelengths have the capability to target deeper pigment and multiple colors. With the technologies we have in office, we can effectively treat all tattoo colors with fewer treatments as compared to predicate technology.

**Does it hurt?** We utilize many methods of topical, local and applied anesthesia depending on the size and site of the tattoo. Even though pain tolerance varies from patient to patient, pain is not a major factor to consider when deciding on this treatment. A sunburn type effect is usually reported by patients.

Tattoo removal treatment is usually performed every 5 to 6 weeks and, in most cases, at least 6 treatments are required.

Predicate technology often left a ghost of the image making it difficult to replace the image or having to cover up the residual tattoo. The PicoSure targets all ink colors and treats all skin types. The RevLite Q-switched laser is sometimes used for additional clearance of certain colors or depths.



*\*Individual results may vary and are not guaranteed.*

### PRE AND POST-CARE

Please be aware that pre and post-care are under your control and have a direct effect on the success of healing and end results of laser tattoo removal.

#### Before Your Laser Treatment

- Avoid sun exposure, self-tanning products, and tanning beds for at least two weeks prior to laser treatment.
- A prescription topical anesthetic may be applied one hour prior to scheduled appointment to reduce discomfort.
- Please notify your doctor if you are on any antibiotics or other photo-sensitive medication.

#### After the Laser Treatment

- You may resume normal daily activities immediately following the laser treatment, making sure not to irritate the treated area.
- Immediately after the treatment, the skin may appear white, red, swollen and have minor pinpoint bleeding. Some blistering or oozing may occur. This is normal and should heal within 5-15 days. The tattoo will appear foggy and begin its fading process over the next month. Sessions are usually scheduled 6 or more weeks apart in order to allow maximum clearing per session, and to ensure that the treated area has ample time to heal between sessions.
- Apply an ice compress over the bandaged area as often as possible the day of treatment. Contact cooling of the affected area has shown to be effective in minimizing blistering (and thus reducing scabbing.)
- Before bed, apply the suggested ointment (Aquaphor, unless otherwise specified) and keep treated area covered. The following day, gently wash the treated area with soap and water, pat dry and apply a fresh coat of ointment. Repeat this daily until the treated area is completely healed. Take care not to disrupt any crusting or scabbing.
- Do not pick or remove any scabbing that may occur. **Picking scabs is a leading cause for infection and scarring.**
- The full treatment process will take several treatments, spaced six to eight weeks apart. Your clinician will present a treatment plan for you upon consultation and evaluation of your individual response to the laser.
- If you have any questions or concerns, please call our office.

Dermatology and Laser Centre of Studio City  
3959 Laurel Canyon Blvd, Suite F • Studio City, CA 91604  
[www.LaskinMD.com](http://www.LaskinMD.com) (818) 505-9300

## ESTIMATED COST\*



\$450 to \$711



\$1,351-2,133



\$2,138-3,375



\$1,126-1,778



\$2,138-3,375



\$2,280-6,800



\$2,138-\$3,375



\$2,280-3,600



\$3,420-6,750

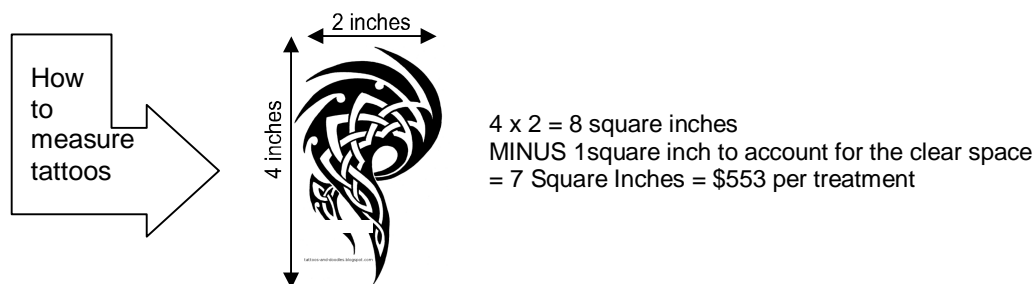


\$6,750-\$13,600

*\*Estimates are based on average pricing. Individual response to treatment may vary. This is a general guideline, not a guarantee.*

## TATTOO REMOVAL PRICING

Square Inches	1 treatment	3 treatments 5% OFF	SAVE	5 treatments 10% OFF	SAVE	10 treatments 15% OFF	SAVE
1	158	450	24	711	79	1,343	237
2	158	450	24	711	79	1,343	237
3	237	675	36	1,067	119	2,015	356
4	316	901	47	1,422	158	2,686	474
5	395	1,126	59	1,778	198	3,358	593
6	474	1,351	71	2,133	237	4,029	711
7	553	1,576	83	2,489	277	4,701	830
8	632	1,801	95	2,844	316	5,372	948
9	711	2,026	107	3,200	356	6,044	1,067
10	750	2,138	113	3,375	375	6,375	1,125
10-15	800	2,280	120	3,600	400	6,800	1,200
15-25	875	2,494	131	3,938	438	7,438	1,313
25-40	1,200	3,420	180	5,400	600	10,200	1,800
40-50	1,400	3,990	210	6,300	700	11,900	2,100
50-70	1,500	4,275	225	6,750	750	12,750	2,250
70-100	1,600	4,560	240	7,200	800	13,600	2,400





## Laser Tattoo Removal

GENE RUBINSTEIN, MD, FAAD  
ERIC LOVATO, PA-C  
HEIDY KARAGIOSIAN, RN



A high power laser, PicoSure, uses a picosecond pulse duration to blast off the pigment deep inside the skin. Tattoo pigment resides in the deepest layers of the skin, making it permanent and difficult to remove. Lasers are the most effective way to remove tattoos, with the only other option being excision. Lasers specifically designed for tattoo removal bypass the epidermis, the top layer of the skin, applying a powerful blast of energy to the tattoo pigment particles, effectively "blowing them up" and releasing the pigment. The body then absorbs the released material. It takes several weeks for the body to absorb and clear the released pigment. Because a large number of pigment particles exist to create a visible tattoo, multiple treatments are required. The effectiveness of laser tattoo removal depends on the following factors:

**Ink Color** – Darker colors such as green, blue and black are faster and easier to remove because darker colors easily absorb laser light. Red, yellow and other bright colors may be the last to go in a tattoo removal process. Different laser wavelengths are used to target different colors.

**Professional vs. Amateur** – Professional tattoo artists deposit ink deeper in the skin to improve the longevity and the integrity of the tattoo. Therefore, professional tattoos are more difficult to remove. "Street" tattoos may be easier to remove and may take fewer treatments.

**Laser Power** – Higher power lasers with multiple wavelengths have the capability to target deeper pigment and multiple colors. With the technologies we have in office, we can effectively treat all tattoo colors with fewer treatments as compared to predicate technology.

**Does it hurt?** We utilize many methods of topical, local and applied anesthesia depending on the size and site of the tattoo. Even though pain tolerance varies from patient to patient, pain is not a major factor to consider when deciding on this treatment. A sunburn type effect is usually reported by patients.

Tattoo removal treatment is usually performed every 5 to 6 weeks and, in most cases, at least 6 treatments are required.

Predicate technology often left a ghost of the image making it difficult to replace the image or having to cover up the residual tattoo. The PicoSure targets all ink colors and treats all skin types. The RevLite Q-switched laser is sometimes used for additional clearance of certain colors or depths.



*\*Individual results may vary and are not guaranteed.*

### PRE AND POST-CARE

Please be aware that pre and post-care are under your control and have a direct effect on the success of healing and end results of laser tattoo removal.

#### Before Your Laser Treatment

- Avoid sun exposure, self-tanning products, and tanning beds for at least two weeks prior to laser treatment.
- A prescription topical anesthetic may be applied one hour prior to scheduled appointment to reduce discomfort.
- Please notify your doctor if you are on any antibiotics or other photo-sensitive medication.

#### After the Laser Treatment

- You may resume normal daily activities immediately following the laser treatment, making sure not to irritate the treated area.
- Immediately after the treatment, the skin may appear white, red, swollen and have minor pinpoint bleeding. Some blistering or oozing may occur. This is normal and should heal within 5-15 days. The tattoo will appear foggy and begin its fading process over the next month. Sessions are usually scheduled 6 or more weeks apart in order to allow maximum clearing per session, and to ensure that the treated area has ample time to heal between sessions.
- Apply an ice compress over the bandaged area as often as possible the day of treatment. Contact cooling of the affected area has shown to be effective in minimizing blistering (and thus reducing scabbing.)
- Before bed, apply the suggested ointment (Aquaphor, unless otherwise specified) and keep treated area covered. The following day, gently wash the treated area with soap and water, pat dry and apply a fresh coat of ointment. Repeat this daily until the treated area is completely healed. Take care not to disrupt any crusting or scabbing.
- Do not pick or remove any scabbing that may occur. **Picking scabs is a leading cause for infection and scarring.**
- The full treatment process will take several treatments, spaced six to eight weeks apart. Your clinician will present a treatment plan for you upon consultation and evaluation of your individual response to the laser.
- If you have any questions or concerns, please call our office.

Dermatology and Laser Centre of Studio City  
3959 Laurel Canyon Blvd, Suite F • Studio City, CA 91604  
[www.LaskinMD.com](http://www.LaskinMD.com) (818) 505-9300

## ESTIMATED COST\*



\$450 to \$711



\$1,351-2,133



\$2,138-3,375



\$1,126-1,778



\$2,138-3,375



\$2,280-6,800



\$2,138-\$3,375



\$2,280-3,600



\$3,420-6,750

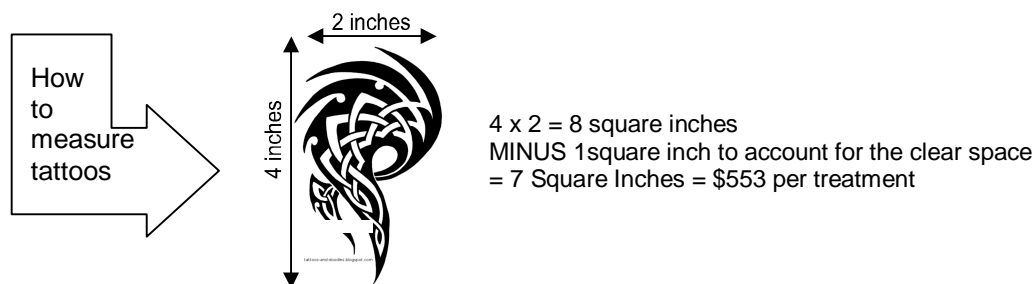


\$6,750-\$13,600

*\*Estimates are based on average pricing. Individual response to treatment may vary. This is a general guideline, not a guarantee.*

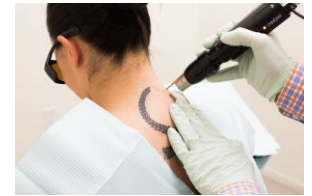
## TATTOO REMOVAL PRICING

Square Inches	1 treatment	3 treatments 5% OFF	SAVE	5 treatments 10% OFF	SAVE	10 treatments 15% OFF	SAVE
1	158	450	24	711	79	1,343	237
2	158	450	24	711	79	1,343	237
3	237	675	36	1,067	119	2,015	356
4	316	901	47	1,422	158	2,686	474
5	395	1,126	59	1,778	198	3,358	593
6	474	1,351	71	2,133	237	4,029	711
7	553	1,576	83	2,489	277	4,701	830
8	632	1,801	95	2,844	316	5,372	948
9	711	2,026	107	3,200	356	6,044	1,067
10	750	2,138	113	3,375	375	6,375	1,125
10-15	800	2,280	120	3,600	400	6,800	1,200
15-25	875	2,494	131	3,938	438	7,438	1,313
25-40	1,200	3,420	180	5,400	600	10,200	1,800
40-50	1,400	3,990	210	6,300	700	11,900	2,100
50-70	1,500	4,275	225	6,750	750	12,750	2,250
70-100	1,600	4,560	240	7,200	800	13,600	2,400



## Laser Tattoo Removal

GENE RUBINSTEIN, MD, FAAD  
ERIC LOVATO, PA-C  
HEIDY KARAGIOSIAN, RN



A high power laser, PicoSure, uses a picosecond pulse duration to blast off the pigment deep inside the skin. Tattoo pigment resides in the deepest layers of the skin, making it permanent and difficult to remove. Lasers are the most effective way to remove tattoos, with the only other option being excision. Lasers specifically designed for tattoo removal bypass the epidermis, the top layer of the skin, applying a powerful blast of energy to the tattoo pigment particles, effectively "blowing them up" and releasing the pigment. The body then absorbs the released material. It takes several weeks for the body to absorb and clear the released pigment. Because a large number of pigment particles exist to create a visible tattoo, multiple treatments are required. The effectiveness of laser tattoo removal depends on the following factors:

**Ink Color** – Darker colors such as green, blue and black are faster and easier to remove because darker colors easily absorb laser light. Red, yellow and other bright colors may be the last to go in a tattoo removal process. Different laser wavelengths are used to target different colors.

**Professional vs. Amateur** – Professional tattoo artists deposit ink deeper in the skin to improve the longevity and the integrity of the tattoo. Therefore, professional tattoos are more difficult to remove. "Street" tattoos may be easier to remove and may take fewer treatments.

**Laser Power** – Higher power lasers with multiple wavelengths have the capability to target deeper pigment and multiple colors. With the technologies we have in office, we can effectively treat all tattoo colors with fewer treatments as compared to predicate technology.

**Does it hurt?** We utilize many methods of topical, local and applied anesthesia depending on the size and site of the tattoo. Even though pain tolerance varies from patient to patient, pain is not a major factor to consider when deciding on this treatment. A sunburn type effect is usually reported by patients.

Tattoo removal treatment is usually performed every 5 to 6 weeks and, in most cases, at least 6 treatments are required.

Predicate technology often left a ghost of the image making it difficult to replace the image or having to cover up the residual tattoo. The PicoSure targets all ink colors and treats all skin types. The RevLite Q-switched laser is sometimes used for additional clearance of certain colors or depths.



*\*Individual results may vary and are not guaranteed.*

### PRE AND POST-CARE

Please be aware that pre and post-care are under your control and have a direct effect on the success of healing and end results of laser tattoo removal.

#### Before Your Laser Treatment

- Avoid sun exposure, self-tanning products, and tanning beds for at least two weeks prior to laser treatment.
- A prescription topical anesthetic may be applied one hour prior to scheduled appointment to reduce discomfort.
- Please notify your doctor if you are on any antibiotics or other photo-sensitive medication.

#### After the Laser Treatment

- You may resume normal daily activities immediately following the laser treatment, making sure not to irritate the treated area.
- Immediately after the treatment, the skin may appear white, red, swollen and have minor pinpoint bleeding. Some blistering or oozing may occur. This is normal and should heal within 5-15 days. The tattoo will appear foggy and begin its fading process over the next month. Sessions are usually scheduled 6 or more weeks apart in order to allow maximum clearing per session, and to ensure that the treated area has ample time to heal between sessions.
- Apply an ice compress over the bandaged area as often as possible the day of treatment. Contact cooling of the affected area has shown to be effective in minimizing blistering (and thus reducing scabbing.)
- Before bed, apply the suggested ointment (Aquaphor, unless otherwise specified) and keep treated area covered. The following day, gently wash the treated area with soap and water, pat dry and apply a fresh coat of ointment. Repeat this daily until the treated area is completely healed. Take care not to disrupt any crusting or scabbing.
- Do not pick or remove any scabbing that may occur. **Picking scabs is a leading cause for infection and scarring.**
- The full treatment process will take several treatments, spaced six to eight weeks apart. Your clinician will present a treatment plan for you upon consultation and evaluation of your individual response to the laser.
- If you have any questions or concerns, please call our office.

Dermatology and Laser Centre of Studio City  
3959 Laurel Canyon Blvd, Suite F • Studio City, CA 91604  
[www.LaskinMD.com](http://www.LaskinMD.com) (818) 505-9300



## ESTIMATED COST\*



\$450 to \$711



\$1,351-2,133



\$2,138-3,375



\$1,126-1,778



\$2,138-3,375



\$2,280-6,800



\$2,138-\$3,375



\$2,280-3,600



\$3,420-6,750

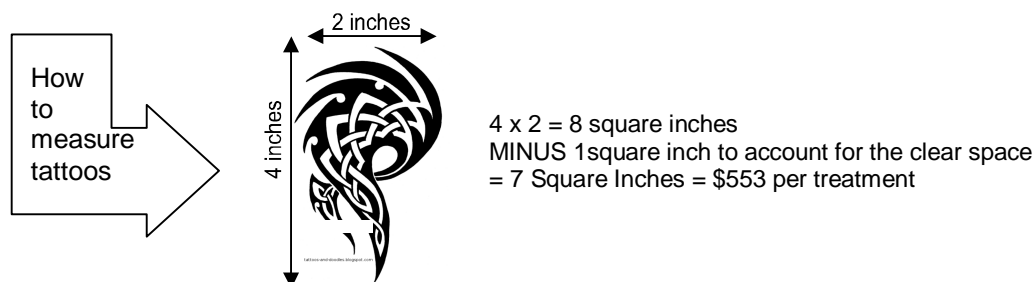


\$6,750-\$13,600

*\*Estimates are based on average pricing. Individual response to treatment may vary. This is a general guideline, not a guarantee.*

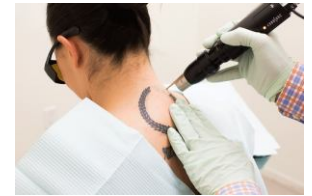
## TATTOO REMOVAL PRICING

Square Inches	1 treatment	3 treatments 5% OFF	SAVE	5 treatments 10% OFF	SAVE	10 treatments 15% OFF	SAVE
1	158	450	24	711	79	1,343	237
2	158	450	24	711	79	1,343	237
3	237	675	36	1,067	119	2,015	356
4	316	901	47	1,422	158	2,686	474
5	395	1,126	59	1,778	198	3,358	593
6	474	1,351	71	2,133	237	4,029	711
7	553	1,576	83	2,489	277	4,701	830
8	632	1,801	95	2,844	316	5,372	948
9	711	2,026	107	3,200	356	6,044	1,067
10	750	2,138	113	3,375	375	6,375	1,125
10-15	800	2,280	120	3,600	400	6,800	1,200
15-25	875	2,494	131	3,938	438	7,438	1,313
25-40	1,200	3,420	180	5,400	600	10,200	1,800
40-50	1,400	3,990	210	6,300	700	11,900	2,100
50-70	1,500	4,275	225	6,750	750	12,750	2,250
70-100	1,600	4,560	240	7,200	800	13,600	2,400



## Laser Tattoo Removal

GENE RUBINSTEIN, MD, FAAD  
ERIC LOVATO, PA-C  
HEIDY KARAGIOSIAN, RN



A high power laser, PicoSure, uses a picosecond pulse duration to blast off the pigment deep inside the skin. Tattoo pigment resides in the deepest layers of the skin, making it permanent and difficult to remove. Lasers are the most effective way to remove tattoos, with the only other option being excision. Lasers specifically designed for tattoo removal bypass the epidermis, the top layer of the skin, applying a powerful blast of energy to the tattoo pigment particles, effectively "blowing them up" and releasing the pigment. The body then absorbs the released material. It takes several weeks for the body to absorb and clear the released pigment. Because a large number of pigment particles exist to create a visible tattoo, multiple treatments are required. The effectiveness of laser tattoo removal depends on the following factors:

**Ink Color** – Darker colors such as green, blue and black are faster and easier to remove because darker colors easily absorb laser light. Red, yellow and other bright colors may be the last to go in a tattoo removal process. Different laser wavelengths are used to target different colors.

**Professional vs. Amateur** – Professional tattoo artists deposit ink deeper in the skin to improve the longevity and the integrity of the tattoo. Therefore, professional tattoos are more difficult to remove. "Street" tattoos may be easier to remove and may take fewer treatments.

**Laser Power** – Higher power lasers with multiple wavelengths have the capability to target deeper pigment and multiple colors. With the technologies we have in office, we can effectively treat all tattoo colors with fewer treatments as compared to predicate technology.

**Does it hurt?** We utilize many methods of topical, local and applied anesthesia depending on the size and site of the tattoo. Even though pain tolerance varies from patient to patient, pain is not a major factor to consider when deciding on this treatment. A sunburn type effect is usually reported by patients.

Tattoo removal treatment is usually performed every 5 to 6 weeks and, in most cases, at least 6 treatments are required.

Predicate technology often left a ghost of the image making it difficult to replace the image or having to cover up the residual tattoo. The PicoSure targets all ink colors and treats all skin types. The RevLite Q-switched laser is sometimes used for additional clearance of certain colors or depths.



*\*Individual results may vary and are not guaranteed.*

### PRE AND POST-CARE

Please be aware that pre and post-care are under your control and have a direct effect on the success of healing and end results of laser tattoo removal.

#### Before Your Laser Treatment

- Avoid sun exposure, self-tanning products, and tanning beds for at least two weeks prior to laser treatment.
- A prescription topical anesthetic may be applied one hour prior to scheduled appointment to reduce discomfort.
- Please notify your doctor if you are on any antibiotics or other photo-sensitive medication.

#### After the Laser Treatment

- You may resume normal daily activities immediately following the laser treatment, making sure not to irritate the treated area.
- Immediately after the treatment, the skin may appear white, red, swollen and have minor pinpoint bleeding. Some blistering or oozing may occur. This is normal and should heal within 5-15 days. The tattoo will appear foggy and begin its fading process over the next month. Sessions are usually scheduled 6 or more weeks apart in order to allow maximum clearing per session, and to ensure that the treated area has ample time to heal between sessions.
- Apply an ice compress over the bandaged area as often as possible the day of treatment. Contact cooling of the affected area has shown to be effective in minimizing blistering (and thus reducing scabbing.)
- Before bed, apply the suggested ointment (Aquaphor, unless otherwise specified) and keep treated area covered. The following day, gently wash the treated area with soap and water, pat dry and apply a fresh coat of ointment. Repeat this daily until the treated area is completely healed. Take care not to disrupt any crusting or scabbing.
- Do not pick or remove any scabbing that may occur. **Picking scabs is a leading cause for infection and scarring.**
- The full treatment process will take several treatments, spaced six to eight weeks apart. Your clinician will present a treatment plan for you upon consultation and evaluation of your individual response to the laser.
- If you have any questions or concerns, please call our office.

Dermatology and Laser Centre of Studio City  
3959 Laurel Canyon Blvd, Suite F • Studio City, CA 91604  
[www.LaskinMD.com](http://www.LaskinMD.com) (818) 505-9300

## ESTIMATED COST\*



\$450 to \$711



\$1,351-2,133



\$2,138-3,375



\$1,126-1,778



\$2,138-3,375



\$2,280-6,800



\$2,138-\$3,375



\$2,280-3,600



\$3,420-6,750

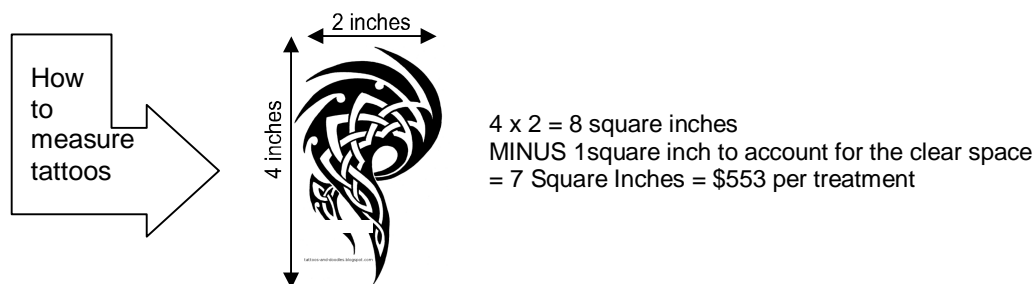


\$6,750-\$13,600

*\*Estimates are based on average pricing. Individual response to treatment may vary. This is a general guideline, not a guarantee.*

## TATTOO REMOVAL PRICING

Square Inches	1 treatment	3 treatments 5% OFF	SAVE	5 treatments 10% OFF	SAVE	10 treatments 15% OFF	SAVE
1	158	450	24	711	79	1,343	237
2	158	450	24	711	79	1,343	237
3	237	675	36	1,067	119	2,015	356
4	316	901	47	1,422	158	2,686	474
5	395	1,126	59	1,778	198	3,358	593
6	474	1,351	71	2,133	237	4,029	711
7	553	1,576	83	2,489	277	4,701	830
8	632	1,801	95	2,844	316	5,372	948
9	711	2,026	107	3,200	356	6,044	1,067
10	750	2,138	113	3,375	375	6,375	1,125
10-15	800	2,280	120	3,600	400	6,800	1,200
15-25	875	2,494	131	3,938	438	7,438	1,313
25-40	1,200	3,420	180	5,400	600	10,200	1,800
40-50	1,400	3,990	210	6,300	700	11,900	2,100
50-70	1,500	4,275	225	6,750	750	12,750	2,250
70-100	1,600	4,560	240	7,200	800	13,600	2,400





## Laser Tattoo Removal

GENE RUBINSTEIN, MD, FAAD  
ERIC LOVATO, PA-C  
HEIDY KARAGIOSIAN, RN



A high power laser, PicoSure, uses a picosecond pulse duration to blast off the pigment deep inside the skin. Tattoo pigment resides in the deepest layers of the skin, making it permanent and difficult to remove. Lasers are the most effective way to remove tattoos, with the only other option being excision. Lasers specifically designed for tattoo removal bypass the epidermis, the top layer of the skin, applying a powerful blast of energy to the tattoo pigment particles, effectively "blowing them up" and releasing the pigment. The body then absorbs the released material. It takes several weeks for the body to absorb and clear the released pigment. Because a large number of pigment particles exist to create a visible tattoo, multiple treatments are required. The effectiveness of laser tattoo removal depends on the following factors:

**Ink Color** – Darker colors such as green, blue and black are faster and easier to remove because darker colors easily absorb laser light. Red, yellow and other bright colors may be the last to go in a tattoo removal process. Different laser wavelengths are used to target different colors.

**Professional vs. Amateur** – Professional tattoo artists deposit ink deeper in the skin to improve the longevity and the integrity of the tattoo. Therefore, professional tattoos are more difficult to remove. "Street" tattoos may be easier to remove and may take fewer treatments.

**Laser Power** – Higher power lasers with multiple wavelengths have the capability to target deeper pigment and multiple colors. With the technologies we have in office, we can effectively treat all tattoo colors with fewer treatments as compared to predicate technology.

**Does it hurt?** We utilize many methods of topical, local and applied anesthesia depending on the size and site of the tattoo. Even though pain tolerance varies from patient to patient, pain is not a major factor to consider when deciding on this treatment. A sunburn type effect is usually reported by patients.

Tattoo removal treatment is usually performed every 5 to 6 weeks and, in most cases, at least 6 treatments are required.

Predicate technology often left a ghost of the image making it difficult to replace the image or having to cover up the residual tattoo. The PicoSure targets all ink colors and treats all skin types. The RevLite Q-switched laser is sometimes used for additional clearance of certain colors or depths.



*\*Individual results may vary and are not guaranteed.*

### PRE AND POST-CARE

Please be aware that pre and post-care are under your control and have a direct effect on the success of healing and end results of laser tattoo removal.

#### Before Your Laser Treatment

- Avoid sun exposure, self-tanning products, and tanning beds for at least two weeks prior to laser treatment.
- A prescription topical anesthetic may be applied one hour prior to scheduled appointment to reduce discomfort.
- Please notify your doctor if you are on any antibiotics or other photo-sensitive medication.

#### After the Laser Treatment

- You may resume normal daily activities immediately following the laser treatment, making sure not to irritate the treated area.
- Immediately after the treatment, the skin may appear white, red, swollen and have minor pinpoint bleeding. Some blistering or oozing may occur. This is normal and should heal within 5-15 days. The tattoo will appear foggy and begin its fading process over the next month. Sessions are usually scheduled 6 or more weeks apart in order to allow maximum clearing per session, and to ensure that the treated area has ample time to heal between sessions.
- Apply an ice compress over the bandaged area as often as possible the day of treatment. Contact cooling of the affected area has shown to be effective in minimizing blistering (and thus reducing scabbing.)
- Before bed, apply the suggested ointment (Aquaphor, unless otherwise specified) and keep treated area covered. The following day, gently wash the treated area with soap and water, pat dry and apply a fresh coat of ointment. Repeat this daily until the treated area is completely healed. Take care not to disrupt any crusting or scabbing.
- Do not pick or remove any scabbing that may occur. **Picking scabs is a leading cause for infection and scarring.**
- The full treatment process will take several treatments, spaced six to eight weeks apart. Your clinician will present a treatment plan for you upon consultation and evaluation of your individual response to the laser.
- If you have any questions or concerns, please call our office.

Dermatology and Laser Centre of Studio City  
3959 Laurel Canyon Blvd, Suite F • Studio City, CA 91604  
[www.LaskinMD.com](http://www.LaskinMD.com) (818) 505-9300

## ESTIMATED COST\*



\$450 to \$711



\$1,351-2,133



\$2,138-3,375



\$1,126-1,778



\$2,138-3,375



\$2,280-6,800



\$2,138-\$3,375



\$2,280-3,600



\$3,420-6,750

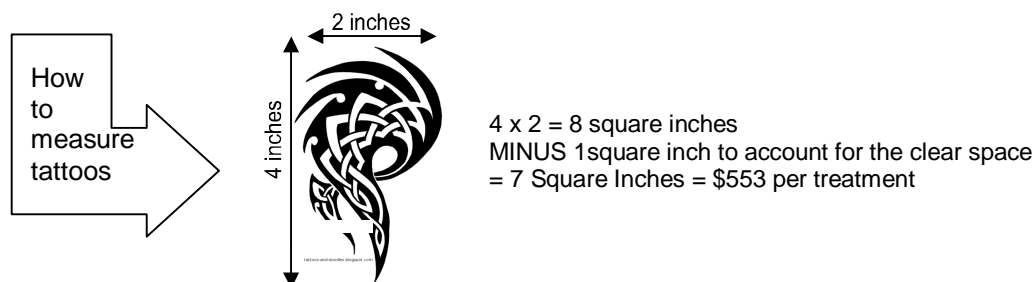


\$6,750-\$13,600

*\*Estimates are based on average pricing. Individual response to treatment may vary. This is a general guideline, not a guarantee.*

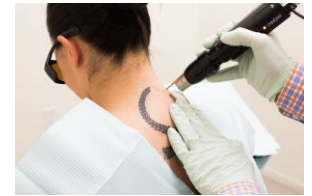
## TATTOO REMOVAL PRICING

Square Inches	1 treatment	3 treatments 5% OFF	SAVE	5 treatments 10% OFF	SAVE	10 treatments 15% OFF	SAVE
1	158	450	24	711	79	1,343	237
2	158	450	24	711	79	1,343	237
3	237	675	36	1,067	119	2,015	356
4	316	901	47	1,422	158	2,686	474
5	395	1,126	59	1,778	198	3,358	593
6	474	1,351	71	2,133	237	4,029	711
7	553	1,576	83	2,489	277	4,701	830
8	632	1,801	95	2,844	316	5,372	948
9	711	2,026	107	3,200	356	6,044	1,067
10	750	2,138	113	3,375	375	6,375	1,125
10-15	800	2,280	120	3,600	400	6,800	1,200
15-25	875	2,494	131	3,938	438	7,438	1,313
25-40	1,200	3,420	180	5,400	600	10,200	1,800
40-50	1,400	3,990	210	6,300	700	11,900	2,100
50-70	1,500	4,275	225	6,750	750	12,750	2,250
70-100	1,600	4,560	240	7,200	800	13,600	2,400



## Laser Tattoo Removal

GENE RUBINSTEIN, MD, FAAD  
ERIC LOVATO, PA-C  
HEIDY KARAGIOSIAN, RN



A high power laser, PicoSure, uses a picosecond pulse duration to blast off the pigment deep inside the skin. Tattoo pigment resides in the deepest layers of the skin, making it permanent and difficult to remove. Lasers are the most effective way to remove tattoos, with the only other option being excision. Lasers specifically designed for tattoo removal bypass the epidermis, the top layer of the skin, applying a powerful blast of energy to the tattoo pigment particles, effectively "blowing them up" and releasing the pigment. The body then absorbs the released material. It takes several weeks for the body to absorb and clear the released pigment. Because a large number of pigment particles exist to create a visible tattoo, multiple treatments are required. The effectiveness of laser tattoo removal depends on the following factors:

**Ink Color** – Darker colors such as green, blue and black are faster and easier to remove because darker colors easily absorb laser light. Red, yellow and other bright colors may be the last to go in a tattoo removal process. Different laser wavelengths are used to target different colors.

**Professional vs. Amateur** – Professional tattoo artists deposit ink deeper in the skin to improve the longevity and the integrity of the tattoo. Therefore, professional tattoos are more difficult to remove. "Street" tattoos may be easier to remove and may take fewer treatments.

**Laser Power** – Higher power lasers with multiple wavelengths have the capability to target deeper pigment and multiple colors. With the technologies we have in office, we can effectively treat all tattoo colors with fewer treatments as compared to predicate technology.

**Does it hurt?** We utilize many methods of topical, local and applied anesthesia depending on the size and site of the tattoo. Even though pain tolerance varies from patient to patient, pain is not a major factor to consider when deciding on this treatment. A sunburn type effect is usually reported by patients.

Tattoo removal treatment is usually performed every 5 to 6 weeks and, in most cases, at least 6 treatments are required.

Predicate technology often left a ghost of the image making it difficult to replace the image or having to cover up the residual tattoo. The PicoSure targets all ink colors and treats all skin types. The RevLite Q-switched laser is sometimes used for additional clearance of certain colors or depths.



*\*Individual results may vary and are not guaranteed.*

### PRE AND POST-CARE

Please be aware that pre and post-care are under your control and have a direct effect on the success of healing and end results of laser tattoo removal.

#### Before Your Laser Treatment

- Avoid sun exposure, self-tanning products, and tanning beds for at least two weeks prior to laser treatment.
- A prescription topical anesthetic may be applied one hour prior to scheduled appointment to reduce discomfort.
- Please notify your doctor if you are on any antibiotics or other photo-sensitive medication.

#### After the Laser Treatment

- You may resume normal daily activities immediately following the laser treatment, making sure not to irritate the treated area.
- Immediately after the treatment, the skin may appear white, red, swollen and have minor pinpoint bleeding. Some blistering or oozing may occur. This is normal and should heal within 5-15 days. The tattoo will appear foggy and begin its fading process over the next month. Sessions are usually scheduled 6 or more weeks apart in order to allow maximum clearing per session, and to ensure that the treated area has ample time to heal between sessions.
- Apply an ice compress over the bandaged area as often as possible the day of treatment. Contact cooling of the affected area has shown to be effective in minimizing blistering (and thus reducing scabbing.)
- Before bed, apply the suggested ointment (Aquaphor, unless otherwise specified) and keep treated area covered. The following day, gently wash the treated area with soap and water, pat dry and apply a fresh coat of ointment. Repeat this daily until the treated area is completely healed. Take care not to disrupt any crusting or scabbing.
- Do not pick or remove any scabbing that may occur. **Picking scabs is a leading cause for infection and scarring.**
- The full treatment process will take several treatments, spaced six to eight weeks apart. Your clinician will present a treatment plan for you upon consultation and evaluation of your individual response to the laser.
- If you have any questions or concerns, please call our office.

Dermatology and Laser Centre of Studio City  
3959 Laurel Canyon Blvd, Suite F • Studio City, CA 91604  
[www.LaskinMD.com](http://www.LaskinMD.com) (818) 505-9300



## ESTIMATED COST\*



\$450 to \$711



\$1,351-2,133



\$2,138-3,375



\$1,126-1,778



\$2,138-3,375



\$2,280-6,800



\$2,138-\$3,375



\$2,280-3,600



\$3,420-6,750

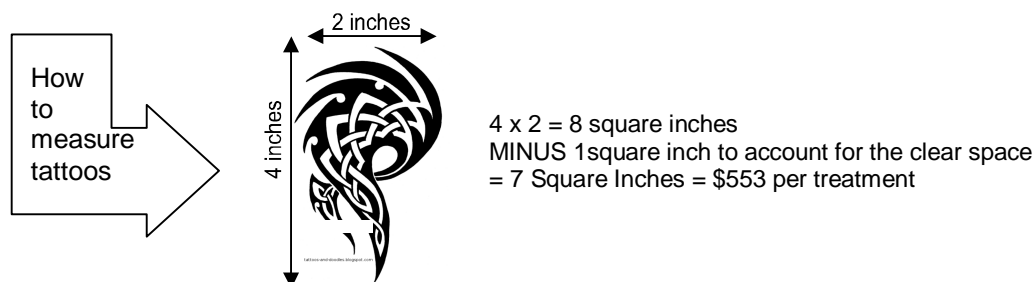


\$6,750-\$13,600

*\*Estimates are based on average pricing. Individual response to treatment may vary. This is a general guideline, not a guarantee.*

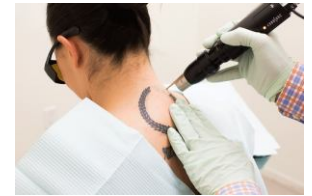
## TATTOO REMOVAL PRICING

Square Inches	1 treatment	3 treatments 5% OFF	SAVE	5 treatments 10% OFF	SAVE	10 treatments 15% OFF	SAVE
1	158	450	24	711	79	1,343	237
2	158	450	24	711	79	1,343	237
3	237	675	36	1,067	119	2,015	356
4	316	901	47	1,422	158	2,686	474
5	395	1,126	59	1,778	198	3,358	593
6	474	1,351	71	2,133	237	4,029	711
7	553	1,576	83	2,489	277	4,701	830
8	632	1,801	95	2,844	316	5,372	948
9	711	2,026	107	3,200	356	6,044	1,067
10	750	2,138	113	3,375	375	6,375	1,125
10-15	800	2,280	120	3,600	400	6,800	1,200
15-25	875	2,494	131	3,938	438	7,438	1,313
25-40	1,200	3,420	180	5,400	600	10,200	1,800
40-50	1,400	3,990	210	6,300	700	11,900	2,100
50-70	1,500	4,275	225	6,750	750	12,750	2,250
70-100	1,600	4,560	240	7,200	800	13,600	2,400



## Laser Tattoo Removal

GENE RUBINSTEIN, MD, FAAD  
ERIC LOVATO, PA-C  
HEIDY KARAGIOSIAN, RN



A high power laser, PicoSure, uses a picosecond pulse duration to blast off the pigment deep inside the skin. Tattoo pigment resides in the deepest layers of the skin, making it permanent and difficult to remove. Lasers are the most effective way to remove tattoos, with the only other option being excision. Lasers specifically designed for tattoo removal bypass the epidermis, the top layer of the skin, applying a powerful blast of energy to the tattoo pigment particles, effectively "blowing them up" and releasing the pigment. The body then absorbs the released material. It takes several weeks for the body to absorb and clear the released pigment. Because a large number of pigment particles exist to create a visible tattoo, multiple treatments are required. The effectiveness of laser tattoo removal depends on the following factors:

**Ink Color** – Darker colors such as green, blue and black are faster and easier to remove because darker colors easily absorb laser light. Red, yellow and other bright colors may be the last to go in a tattoo removal process. Different laser wavelengths are used to target different colors.

**Professional vs. Amateur** – Professional tattoo artists deposit ink deeper in the skin to improve the longevity and the integrity of the tattoo. Therefore, professional tattoos are more difficult to remove. "Street" tattoos may be easier to remove and may take fewer treatments.

**Laser Power** – Higher power lasers with multiple wavelengths have the capability to target deeper pigment and multiple colors. With the technologies we have in office, we can effectively treat all tattoo colors with fewer treatments as compared to predicate technology.

**Does it hurt?** We utilize many methods of topical, local and applied anesthesia depending on the size and site of the tattoo. Even though pain tolerance varies from patient to patient, pain is not a major factor to consider when deciding on this treatment. A sunburn type effect is usually reported by patients.

Tattoo removal treatment is usually performed every 5 to 6 weeks and, in most cases, at least 6 treatments are required.

Predicate technology often left a ghost of the image making it difficult to replace the image or having to cover up the residual tattoo. The PicoSure targets all ink colors and treats all skin types. The RevLite Q-switched laser is sometimes used for additional clearance of certain colors or depths.



*\*Individual results may vary and are not guaranteed.*

### PRE AND POST-CARE

Please be aware that pre and post-care are under your control and have a direct effect on the success of healing and end results of laser tattoo removal.

#### Before Your Laser Treatment

- Avoid sun exposure, self-tanning products, and tanning beds for at least two weeks prior to laser treatment.
- A prescription topical anesthetic may be applied one hour prior to scheduled appointment to reduce discomfort.
- Please notify your doctor if you are on any antibiotics or other photo-sensitive medication.

#### After the Laser Treatment

- You may resume normal daily activities immediately following the laser treatment, making sure not to irritate the treated area.
- Immediately after the treatment, the skin may appear white, red, swollen and have minor pinpoint bleeding. Some blistering or oozing may occur. This is normal and should heal within 5-15 days. The tattoo will appear foggy and begin its fading process over the next month. Sessions are usually scheduled 6 or more weeks apart in order to allow maximum clearing per session, and to ensure that the treated area has ample time to heal between sessions.
- Apply an ice compress over the bandaged area as often as possible the day of treatment. Contact cooling of the affected area has shown to be effective in minimizing blistering (and thus reducing scabbing.)
- Before bed, apply the suggested ointment (Aquaphor, unless otherwise specified) and keep treated area covered. The following day, gently wash the treated area with soap and water, pat dry and apply a fresh coat of ointment. Repeat this daily until the treated area is completely healed. Take care not to disrupt any crusting or scabbing.
- Do not pick or remove any scabbing that may occur. **Picking scabs is a leading cause for infection and scarring.**
- The full treatment process will take several treatments, spaced six to eight weeks apart. Your clinician will present a treatment plan for you upon consultation and evaluation of your individual response to the laser.
- If you have any questions or concerns, please call our office.

Dermatology and Laser Centre of Studio City  
3959 Laurel Canyon Blvd, Suite F • Studio City, CA 91604  
[www.LaskinMD.com](http://www.LaskinMD.com) (818) 505-9300

## ESTIMATED COST\*



\$450 to \$711



\$1,351-2,133



\$2,138-3,375



\$1,126-1,778



\$2,138-3,375



\$2,280-6,800



\$2,138-\$3,375



\$2,280-3,600



\$3,420-6,750

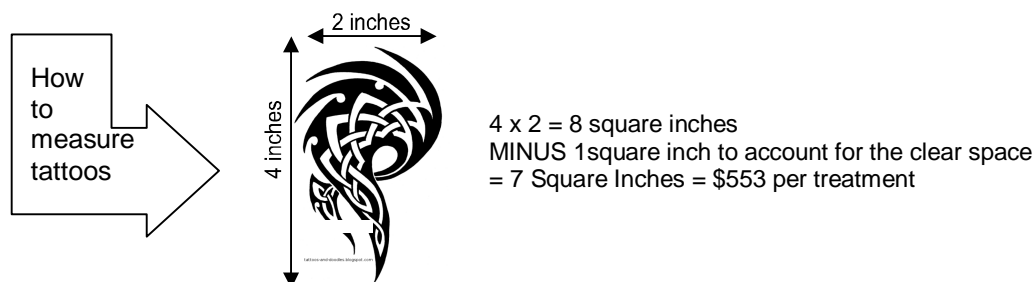


\$6,750-\$13,600

*\*Estimates are based on average pricing. Individual response to treatment may vary. This is a general guideline, not a guarantee.*

## TATTOO REMOVAL PRICING

Square Inches	1 treatment	3 treatments 5% OFF	SAVE	5 treatments 10% OFF	SAVE	10 treatments 15% OFF	SAVE
1	158	450	24	711	79	1,343	237
2	158	450	24	711	79	1,343	237
3	237	675	36	1,067	119	2,015	356
4	316	901	47	1,422	158	2,686	474
5	395	1,126	59	1,778	198	3,358	593
6	474	1,351	71	2,133	237	4,029	711
7	553	1,576	83	2,489	277	4,701	830
8	632	1,801	95	2,844	316	5,372	948
9	711	2,026	107	3,200	356	6,044	1,067
10	750	2,138	113	3,375	375	6,375	1,125
10-15	800	2,280	120	3,600	400	6,800	1,200
15-25	875	2,494	131	3,938	438	7,438	1,313
25-40	1,200	3,420	180	5,400	600	10,200	1,800
40-50	1,400	3,990	210	6,300	700	11,900	2,100
50-70	1,500	4,275	225	6,750	750	12,750	2,250
70-100	1,600	4,560	240	7,200	800	13,600	2,400





## Laser Tattoo Removal

GENE RUBINSTEIN, MD, FAAD  
ERIC LOVATO, PA-C  
HEIDY KARAGIOSIAN, RN



A high power laser, PicoSure, uses a picosecond pulse duration to blast off the pigment deep inside the skin. Tattoo pigment resides in the deepest layers of the skin, making it permanent and difficult to remove. Lasers are the most effective way to remove tattoos, with the only other option being excision. Lasers specifically designed for tattoo removal bypass the epidermis, the top layer of the skin, applying a powerful blast of energy to the tattoo pigment particles, effectively "blowing them up" and releasing the pigment. The body then absorbs the released material. It takes several weeks for the body to absorb and clear the released pigment. Because a large number of pigment particles exist to create a visible tattoo, multiple treatments are required. The effectiveness of laser tattoo removal depends on the following factors:

**Ink Color** – Darker colors such as green, blue and black are faster and easier to remove because darker colors easily absorb laser light. Red, yellow and other bright colors may be the last to go in a tattoo removal process. Different laser wavelengths are used to target different colors.

**Professional vs. Amateur** – Professional tattoo artists deposit ink deeper in the skin to improve the longevity and the integrity of the tattoo. Therefore, professional tattoos are more difficult to remove. "Street" tattoos may be easier to remove and may take fewer treatments.

**Laser Power** – Higher power lasers with multiple wavelengths have the capability to target deeper pigment and multiple colors. With the technologies we have in office, we can effectively treat all tattoo colors with fewer treatments as compared to predicate technology.

**Does it hurt?** We utilize many methods of topical, local and applied anesthesia depending on the size and site of the tattoo. Even though pain tolerance varies from patient to patient, pain is not a major factor to consider when deciding on this treatment. A sunburn type effect is usually reported by patients.

Tattoo removal treatment is usually performed every 5 to 6 weeks and, in most cases, at least 6 treatments are required.

Predicate technology often left a ghost of the image making it difficult to replace the image or having to cover up the residual tattoo. The PicoSure targets all ink colors and treats all skin types. The RevLite Q-switched laser is sometimes used for additional clearance of certain colors or depths.



*\*Individual results may vary and are not guaranteed.*

### PRE AND POST-CARE

Please be aware that pre and post-care are under your control and have a direct effect on the success of healing and end results of laser tattoo removal.

#### Before Your Laser Treatment

- Avoid sun exposure, self-tanning products, and tanning beds for at least two weeks prior to laser treatment.
- A prescription topical anesthetic may be applied one hour prior to scheduled appointment to reduce discomfort.
- Please notify your doctor if you are on any antibiotics or other photo-sensitive medication.

#### After the Laser Treatment

- You may resume normal daily activities immediately following the laser treatment, making sure not to irritate the treated area.
- Immediately after the treatment, the skin may appear white, red, swollen and have minor pinpoint bleeding. Some blistering or oozing may occur. This is normal and should heal within 5-15 days. The tattoo will appear foggy and begin its fading process over the next month. Sessions are usually scheduled 6 or more weeks apart in order to allow maximum clearing per session, and to ensure that the treated area has ample time to heal between sessions.
- Apply an ice compress over the bandaged area as often as possible the day of treatment. Contact cooling of the affected area has shown to be effective in minimizing blistering (and thus reducing scabbing.)
- Before bed, apply the suggested ointment (Aquaphor, unless otherwise specified) and keep treated area covered. The following day, gently wash the treated area with soap and water, pat dry and apply a fresh coat of ointment. Repeat this daily until the treated area is completely healed. Take care not to disrupt any crusting or scabbing.
- Do not pick or remove any scabbing that may occur. **Picking scabs is a leading cause for infection and scarring.**
- The full treatment process will take several treatments, spaced six to eight weeks apart. Your clinician will present a treatment plan for you upon consultation and evaluation of your individual response to the laser.
- If you have any questions or concerns, please call our office.

Dermatology and Laser Centre of Studio City  
3959 Laurel Canyon Blvd, Suite F • Studio City, CA 91604  
[www.LaskinMD.com](http://www.LaskinMD.com) (818) 505-9300

## ESTIMATED COST\*



\$450 to \$711



\$1,351-2,133



\$2,138-3,375



\$1,126-1,778



\$2,138-3,375



\$2,280-6,800



\$2,138-\$3,375



\$2,280-3,600



\$3,420-6,750



\$6,750-\$13,600

*\*Estimates are based on average pricing. Individual response to treatment may vary. This is a general guideline, not a guarantee.*

## TATTOO REMOVAL PRICING

Square Inches	1 treatment	3 treatments 5% OFF	SAVE	5 treatments 10% OFF	SAVE	10 treatments 15% OFF	SAVE
1	158	450	24	711	79	1,343	237
2	158	450	24	711	79	1,343	237
3	237	675	36	1,067	119	2,015	356
4	316	901	47	1,422	158	2,686	474
5	395	1,126	59	1,778	198	3,358	593
6	474	1,351	71	2,133	237	4,029	711
7	553	1,576	83	2,489	277	4,701	830
8	632	1,801	95	2,844	316	5,372	948
9	711	2,026	107	3,200	356	6,044	1,067
10	750	2,138	113	3,375	375	6,375	1,125
10-15	800	2,280	120	3,600	400	6,800	1,200
15-25	875	2,494	131	3,938	438	7,438	1,313
25-40	1,200	3,420	180	5,400	600	10,200	1,800
40-50	1,400	3,990	210	6,300	700	11,900	2,100
50-70	1,500	4,275	225	6,750	750	12,750	2,250
70-100	1,600	4,560	240	7,200	800	13,600	2,400

